

William Murdoch Primary School
Home Learning Resources Week 7

Nursery: 27.07.20

Daily Maths Lessons

Daily English Lessons

Monday: Number of the week : 7


<https://www.youtube.com/watch?v=PfEqSigW4tk>

This week we will be learning all about the number 7. Watch this video to get started.

Draw, paint, chalk or colour a rainbow. How many colours do you use? Label them with the correct numeral if you'd like. Template available on Twinkl if needed. <https://www.twinkl.co.uk/resource/t-m-301-colour-the-rainbow-worksheet>

Monday: Listen to the story 'The three Billy Goats Gruff'

<https://www.youtube.com/watch?v=aiy3a1v9Q2E>



Talk to your grown up about what happens in the story.

Tuesday: Practise counting 7 objects with this PowerPoint.

<https://www.twinkl.co.uk/resource/talk-about-number-7-maths-powerpoint-t-m-30852>

Tuesday: Listen to the story again: 'The Three Billy Goats Gruff' <https://www.youtube.com/watch?v=aiy3a1v9Q2E>

This time talk to your grown up about what happens in the story in your own words. Can you look at the pictures and retell the story?

Wednesday: Learn about 7 with the number blocks.

<https://www.youtube.com/watch?v=ZfCwF0ns5YE>

Play a bus game using 7 people. Maybe you have a toy bus you can use? Or 7 teddies/dolls? You can download a printable version from Twinkl if it would help.

<https://www.twinkl.co.uk/resource/bus-themed-tenframe-and-counters-activity-t-n-7313>

Using 7 passengers in total, tell stories to one another about how many passengers are on/off the bus or upstairs/downstairs. Try to recognise there are always 7 passengers, even when they are split into 2 groups.

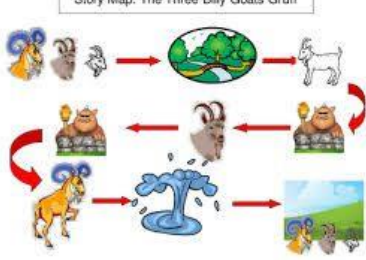
Wednesday: Today listen to the story again and answer some questions about the story with your grown up.

- What did the Three Billy Goats want to eat?
- Where did they go to find it?
- Who did they meet?
- What did the troll say?
- What did the Billy Goats do?

Thursday: Learn about 7 with Ten town. (Login) Listen to Sir Seven's story and his Song.

- How many kitten's did Sir Seven rescue?

Thursday: Can you draw a story map of what happens in the story?

<ul style="list-style-type: none"> • How many Guinea pigs does he have? • How many good things does he try to do every day? • How many teddy bears does he have? <p>Game: Play Sir Seven's 'more or less' game.</p> <p>Activity: Find the sets (Login to Ten Town)</p>	<p>Story Map: The Three Billy Goats Gruff</p> 
---	--

<p>Friday: Practise writing the number 7.</p> <p>Write in the air, write it outside with some chalk. Don't forget the rhyme- 'Across his back and down to his feet, take your time and keep it neat'.</p> <p>Game: Sir Seven's number tracing game. (Login to Ten Town)</p>	<p>Friday: Can you draw the Three Billy Goats Gruff and ask your grown up to help you label them.</p>
---	--

Daily Phonics Tasks

<p>Monday: Sound of the day 'g'</p> <p>https://youtu.be/8ec8Nj-ptf8</p>
<p>Tuesday: Recap sound taught previous day 'g'</p> <p>https://youtu.be/8ec8Nj-ptf8</p>
<p>Wednesday: Sound of the day 'o'</p> <p>https://youtu.be/ele3hrB1N7s</p>
<p>Thursday: Recap sound taught previous day 'o'</p> <p>https://youtu.be/ele3hrB1N7s</p>
<p>Friday: Recap both sounds taught this week.</p>

Weekly Physical Activity

<p>Get your morning off to a great start with a good stretch! Watch Cosmic Kids Yoga on Youtube for easy to follow instructions. Choose a different video everyday!</p> <p>https://www.youtube.com/results?search_query=cosmic+kids+yoga</p> <p>Joe Wicks: PE Lessons - (on YouTube).</p> <p>https://www.youtube.com/playlist?list=PLYCLOPd4VxBvQafyve889qVcPxYEjdSTI</p>

For mindfulness this week we want you to have a go at 'snake breathes'. They are a great way to relax for young children. Follow this link for Go Noodle Snake Breathes:

<https://family.gonoodle.com/activities/snake-breath>

We would also like you to follow this link for a Go Noodle exercise about emotions:

<https://family.gonoodle.com/activities/emotions-grow-and-shrink>

Get ready for the day!

Choose a different item of clothing to focus on this week. How did you get on last week? Build up your skills each day until you can hopefully do it yourself by the end of the week. Ideas include: pants, trousers, socks, top. Maybe even buttons, zips, buckles or laces!

Weekly Story Time with your Teachers

Click on the links below to watch your teachers read you a story.

Jaspers Beanstalk read by Mrs Shazad https://youtu.be/iqw_KjUi_ic

Little rabbit foo foo read by Mrs Cunningham <https://youtu.be/E1vIOdtNwYE>

Supertato read by Mrs Kullar <https://youtu.be/7RJbt8XYx-g>

Daily Ongoing Activities

- Daily name practice – Trace over your name and also practice copying your name.
- Daily number writing practice- Write numbers 1-10.
- Daily oral counting practice – Count forwards to 10 and backwards from 10. “tell me a number which is bigger than 3 and smaller than 7”.
- Daily weather forecast – what is the weather like today?
- Daily story – share a book together.

Additional Practical Activities


- Play I spy – “I spy with my little eye something beginning with ... m,a,s”
- In the kitchen – Look for numbers on packets and tins in the cupboard. Try and write them.
- Explore doubles using fingers eg 1 finger & 1 finger is 2 fingers, 2 fingers & 2 fingers are 4 fingers, 3 fingers & 3 fingers are 6 fingers, 4 fingers & 4 fingers are 8 fingers, 5 fingers & 5 fingers are 10 fingers.
- Metal Mike – Put out 5 cvc objects in front of the child eg tin, box, can, pen. Adult to segment a word to say ie “t”-“i”-“n” for the child to identify and find. Encourage your child to repeat the segmented word back to you.
- Using letters can you make these simple words – sat, sit, pin, tap, tin, pit.
- In the garden/an outdoor space – Using stones for spots and a circle of paper. Make a ladybird and count the number of spots on it. Put out six sticks for its legs.

Weekly Fine Motor Activities

Draw a pattern on some paper and give the children buttons/coins to place over the pattern.



Draw simple 2d shapes. Give your child a pencil to follow the lines and go around the shapes.



Additional Learning Resources

The BBC is providing additional educational programmes. There are videos, quizzes, podcasts and articles that appear on BBC Bitesize daily via the BBC iPlayer, red button, BBC Four and BBC Sounds. New Maths and English lessons are also available every day for all ages.

<https://www.bbc.co.uk/bitesize/articles/zks4kmn>

Also check out:

Read Write Inc- https://www.youtube.com/channel/UCo7fbLgY2oA_cFCI9GdxtQ Live Phonics lessons will be streamed daily at the following times: Set 1 Speed Sounds- 9.30am and again at 12.30pm

Twinkl – <https://www.twinkl.co.uk/resource/eyfs-nursery-school-closure-home-learning-resource-pack-t-tp-2549365>

<https://www.twinkl.co.uk/resources/parents/wellbeing-parents/early-years-3-5-years-home-learning-area> To access these resources click on the link and sign up using your own email address and creating your own password. Use the offer code UKTWINKLHELPS.

Top Marks- <https://www.topmarks.co.uk/>This is a great website that is free to use and has a range of games for the different subject areas. Learning games for kids-

<https://www.learninggamesforkids.com/> There a range of games for different subjects. There are games that are particularly good for children to learn to type on a computer keyboard. This is also helpful for the children to recognise the capital letters.

Additional EYFS phonics support can be found here: <https://home.oxfordowl.co.uk/reading/learn-to-read->

[phonics/](#) (You need to sign up to the Oxford Owl website using your personal email address)