

# William Murdoch Primary School

## Home Learning Resources Week 8

Nursery: 03.08.20


### Daily Maths Lessons

**Monday:** Number of the week : 8 This week we will be learning all about the number 8. Watch this video to get started.

<https://www.youtube.com/watch?v=kdzD8Z2lp6A>

Go on a number hunt around your house looking for the number 8.

Ask a grown up to help you make a spider's body. Then ask if you can use 8 pegs to make the legs! Make sure you return the pegs when you are finished!



### Daily English Lessons

**Monday:** Listen to the story 'The Gingerbread Man'

<https://www.youtube.com/watch?v=U89dkGrsYZY>

Talk to your grown up about what happens in the story.

Can you remember the names of all the characters?



**Tuesday:**

Make a paper octopus, making sure you give him 8 tentacles! Count to make sure you are correct. You could even finger paint the correct amount onto each tentacle to practise your counting.



**Tuesday:** Listen to the story again: 'The Gingerbread man'

<https://www.youtube.com/watch?v=U89dkGrsYZY>

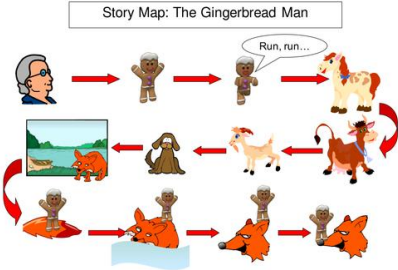
This time talk to your grown up about what happens in the story in your own words. Can you look at the pictures and retell the story?

**Wednesday:** Watch again-

Make a collection of objects; could be sticks, stones, Lego blocks, pasta – anything! Take it in turns to ask

**Wednesday:** Today listen to the story again and answer some questions about the story with your grown up.

- Who made the Gingerbread man?

<p>the other person to count out a number of objects up to 8. You could use a dice or number cards to generate a number if you like.</p> <p>Grown ups - Counting out from a larger group is harder for children then counting a given group. Start by asking your child to give you small amounts - don't be surprised if they give you a handful! Model how you carefully count out the required amount when it's your turn to count out.</p>	<ul style="list-style-type: none"> <li>• What happened when the oven door was opened?</li> <li>• Can you remember who chased after the Gingerbread man?</li> <li>• What happened when he got to the river?</li> <li>• How did he get across the river?</li> <li>• What happened to the Gingerbread man at the end?</li> </ul>
<p><b>Thursday:</b> Learn about 8 with Ten town. (Login) Listen to Eric Eight's story and his Song.</p> <ul style="list-style-type: none"> <li>• How many snow balls is Eric Eight made up of?</li> <li>• How many snowballs for his head and how many for his body?</li> <li>• Which eight winter sports does he like?</li> </ul> <p><b>Game:</b> Eric Eight's 'more or less' game.</p> <p><b>Activity:</b> Find the sets (Login to Ten Town)</p>	<p><b>Thursday:</b> Can you draw a story map of the story showing what happens at the beginning, middle and end?</p> 
<p><b>Friday:</b> Practise writing the number 8.</p> <p>Write in the air, write it outside with some chalk. Don't forget the rhyme- 'All the way round don't you stop not until your back to the top'. <b>Game:</b> Eric Eight's number tracing game. (Login to Ten Town)</p>	<p><b>Friday:</b> Can you bake a gingerbread man? Here is a simple recipe you can follow.</p> <p><a href="https://www.youtube.com/watch?v=9ysKVJjgc6w">https://www.youtube.com/watch?v=9ysKVJjgc6w</a></p>

## Daily Phonics Tasks

<p><b>Monday:</b> Sound of the day 'c'</p> <p><a href="https://youtu.be/nGOB43hB_9M">https://youtu.be/nGOB43hB_9M</a></p>
<p><b>Tuesday:</b> Recap sound taught previous day 'c'</p> <p><a href="https://youtu.be/nGOB43hB_9M">https://youtu.be/nGOB43hB_9M</a></p>
<p><b>Wednesday:</b> Sound of the day 'k'</p> <p><a href="https://youtu.be/W5_etC1JRw0">https://youtu.be/W5_etC1JRw0</a></p>
<p><b>Thursday:</b> Recap sound taught previous day 'k'</p> <p><a href="https://youtu.be/W5_etC1JRw0">https://youtu.be/W5_etC1JRw0</a></p>

**Friday:** Recap both sounds taught this week.

## Weekly Physical Activity

Get your morning off to a great start with a good stretch! Watch Cosmic Kids Yoga on Youtube for easy to follow instructions. Choose a different video everyday!

[https://www.youtube.com/results?search\\_query=cosmic+kids+yoga](https://www.youtube.com/results?search_query=cosmic+kids+yoga)

Joe Wicks: PE Lessons - daily at 9.00am (catch up on YouTube if you miss the slot).

<https://www.youtube.com/playlist?list=PLYCLoPd4VxBvQafyve889qVcPxYEjdSTI>

**Mindfulness-** Notice 5 game with your child. Sit down somewhere comfortable, it can be inside or outside. Ask your child to look around and encourage him/her to notice 5 things and tell you what they are. This is a really good calming game and will help your child notice the world around him/her and be in the present. You could play the game again and this time notice 5 things that you hear instead.

## Get ready for the day!

Choose a different item of clothing to focus on this week. How did you get on last week? Build up your skills each day until you can hopefully do it yourself by the end of the week. Ideas include: pants, trousers, socks, top. Maybe even buttons, zips, buckles or laces!

## Weekly Story Time with your Teachers

Click on the links below to watch your teachers read you a story.

Maisey tidies up read by Mrs Cunningham <https://youtu.be/mKPw0R9htsc>

Maisey goes on holiday read by Mrs Shazad [https://youtu.be/MSFM\\_JE5uA8](https://youtu.be/MSFM_JE5uA8)

Night Monkey Day Monkey read by Mrs Kullar <https://youtu.be/3QERr9P1mbs>

## Daily Ongoing Activities

- Daily name practice – Trace over your name and also practice copying your name.
- Daily number writing practice 1-10.
- Daily oral counting practice – Count forwards to 10 and backwards from 10. Which number is less than 6?"
- Daily weather forecast – what is the weather like today?
- Daily story – share a book together.

## Additional Practical Activities

- Watch and listen to the Crunching Munching Caterpillar <https://www.youtube.com/watch?v=upBBLJDYTWY>
- Play I spy – "I spy with my little eye something beginning with ...m, a,s,d,t"
- In the kitchen – Look for numbers on packets and tins in the cupboard. Try and write them.
- Metal Mike – Put out 4 cvc objects in front of the child eg tin, box, can, pen. Adult to segment a word to say ie "t"- "i"- "n" for the child to identify and find. Encourage your child to repeat the segmented word back to you.


- Using letters can you make these simple words – mat, man, dog, mod, cod, cog.
- In the garden/an outdoor space – Using stones, make a long caterpillar and a short caterpillar. Can you make one that is longer than the short one and shorter than the long one?
- Sing the song below “There’s a Tiny Caterpillar on a Leaf”  
<https://www.youtube.com/watch?v=J0lbSE0CmNM>

## Weekly Fine Motor Activities

Put up a mini washing line inside using string and allow your child to practise pegging socks on to it. This will help with their pincer grip.



Make some home made dough and follow the link to take part in dough disco.



<https://www.youtube.com/watch?v=DrBsNhwxzgc>

## Additional Learning Resources

The BBC is providing additional educational programmes. There are videos, quizzes, podcasts and articles that appear on BBC Bitesize daily via the BBC iPlayer, red button, BBC Four and BBC Sounds. New Maths and English lessons are also available every day for all ages.

<https://www.bbc.co.uk/bitesize/articles/zks4kmn>

### Also check out:

Read Write Inc- [https://www.youtube.com/channel/UCo7fbLgY2oA\\_cFClg9GdxtQ](https://www.youtube.com/channel/UCo7fbLgY2oA_cFClg9GdxtQ) Live Phonics lessons will be streamed daily at the following times: Set 1 Speed Sounds- 9.30am and again at 12.30pm

Twinkl – <https://www.twinkl.co.uk/resource/eyfs-nursery-school-closure-home-learning-resource-pack-t-tp-2549365>

<https://www.twinkl.co.uk/resources/parents/wellbeing-parents/early-years-3-5-years-home-learning-area> To access these resources click on the link and sign up using your own email address and creating your own password. Use the offer code UKTWINKLHELPS.

Top Marks- <https://www.topmarks.co.uk/> This is a great website that is free to use and has a range of games for the different subject areas. Learning games for kids-

<https://www.learninggamesforkids.com/> There a range of games for different subjects. There are games that are particularly good for children to learn to type on a computer keyboard. This is also helpful for the children to recognise the capital letters.

Additional EYFS phonics support can be found here: <https://home.oxfordowl.co.uk/reading/learn-to-read-phonics/> (You need to sign up to the Oxford Owl website using your personal email address)