

Contents

Week 1 – Part-whole within 10	4
Finding number bonds	4
Addition and subtraction with 10	8
Related facts – addition and subtraction	8
Finding the whole – adding together	12
Addition within 20	16
Add by counting on	16
Week 2 – Addition within 20 cont.	20
Add by making 10	20
Subtraction within 20	24
Subtracting – crossing the 10	24
Solving problems involving addition and subtraction	28
Comparing additions and subtractions	32
Week 3 – Length and height	36
Comparing lengths and heights	36
Non-standard units of measure	40
Measuring length using a ruler	44
Weight and volume	48
Comparing weight	48
Week 4 – Weight and volume cont.	52
Measuring weight	52
Comparing capacity	56
Measuring capacity	60
Solving problems – weight and capacity	64
Week 5 – Numbers to 50	68
Counting in 2s	68
Counting in 5s	72
Multiplication	76
Counting in 10s, 5s and 2s	76
Making equal groups	80

This shows us what page to turn to.



Week 6 – Multiplication cont.

Making simple arrays	84
Making doubles	88
Division	92
Sharing equally	92
Making equal groups	96

Week 7 – Numbers to 100

Counting to 100	100
Partitioning numbers (1)	104
Partitioning numbers (2)	108
Comparing numbers	112

Week 8 – Numbers to 100 cont.

Ordering numbers	116
Money	120
Recognising coins	120
Recognising notes	124
Counting with coins	128

Week 9 – Halves and quarters

Finding halves (1)	132
Finding halves (2)	136
Finding quarters (1)	140
Finding quarters (2)	144

Week 10 – Time

Telling time to the hour	148
Telling time to the half hour	152
Writing time	156
Comparing time	160

Answers to Practice questions

84
84
88
92
92
96
100
100
104
108
112
116
116
120
120
124
128
132
132
136
140
144
148
148
152
156
160
164




The first page of a lesson is a maths problem. Don't look at the next page until you have had a go! The third and fourth pages give you practice, so you can check your understanding.



Add by making 10

Discover



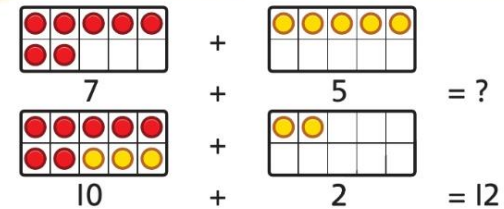
- 1** a) How many  have the children found in the classroom altogether?
- b) There are some  still hidden in the classroom. Find them. What is the total number of ?

Share

a)



We need to work out $7 + 5$.





$$7 + 3 = 10$$

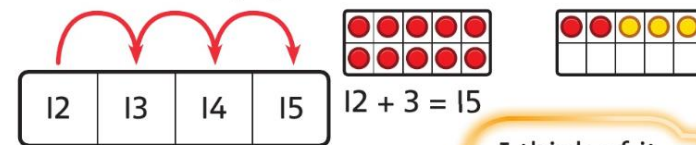
$$10 + 2 = 12$$

So

$$7 + 5 = 12$$

The children found 12  altogether.

b) There are 3  hidden in the classroom.



There are 15  in total.

I **predict** the answer will be greater than 10. I will start by making 10.



I will add 3 to make 7 up to 10.




I think of it as $10 + 5$.



Lesson 1

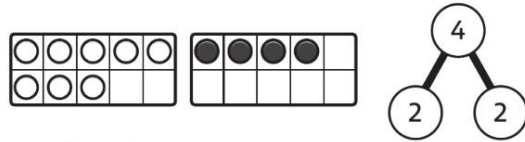
Add by making 10



Freddie found 8  last week.

He found 4  this week.

How many  did Freddie find in total?



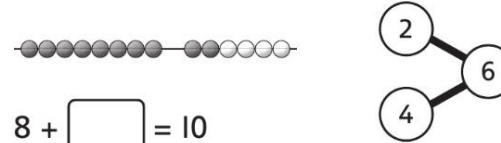
$$8 + \square = 10$$

$$10 + \square = \square$$

$$8 + 4 = \square$$

Freddie found  in total.

2 How many beads altogether?



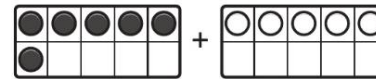
$$8 + \square = 10$$

$$10 + \square = \square$$

$$8 + 6 = \square$$

There are beads altogether.

3 Add 6 and 5 by making 10.

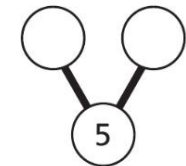


$$6 + 5 = ?$$

$$6 + \square = 10$$

$$10 + \square = \square$$

$$6 + 5 = \square$$



Add 4 to make 6 up to 10.



Subtraction – crossing the 10

Discover



- 1** a) How many players are there altogether?
 How many players are injured?
 How many players are not injured?

- b) There are 15  of water.
 9 players drink one  each.
 How many  are there left?

Share

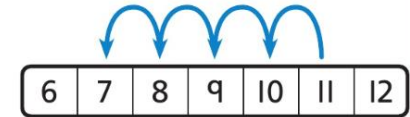


There are 11 players.

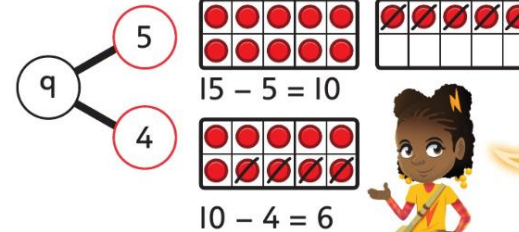

4 players are injured.

$$11 - 4 = 7$$

There are 7 players not injured.



b)



We can break 9 into two parts. We subtract 5 first, then 4.

$$15 - 5 = 10$$

$$10 - 4 = 6$$




So



$$15 - 9 = 6$$


There are 6  left.

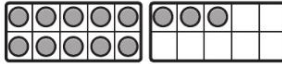
Why did we subtract 5 first?

Subtraction – crossing the 10

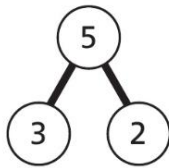
1 There are 13 . 5  fly away. 


How many  are there left? 


$13 - 3 = \square$ 



$10 - 2 = \square$ 



So

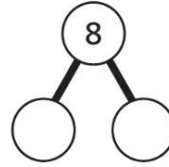
$13 - 5 = \square$ 

There are  left.

2 There are 12 .

8  are used to make a cake. 


How many  are there left? 

$12 - \square = 10$ 

$10 - \square = \square$

So

$12 - 8 = \square$

There are  left.

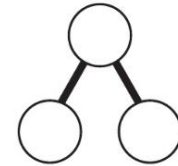
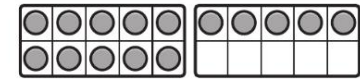
3 a) Work out $15 - 9$.

$15 - \square = \square$

$\square - \square = \square$

So

$15 - 9 = \square$



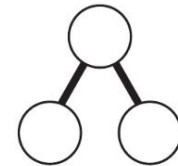
b) Work out $11 - 6$.

$11 - \square = \square$


$\square - \square = \square$

So

$11 - 6 = \square$




c) $17 - 8 = \square$




Solving problems involving addition and subtraction

Discover



1 a) How many  are there in total?

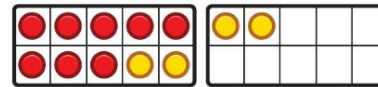
b) There are 19  inside the log.

How many more  are there inside the log than on the log?

Share

a) There are 8  carrying a leaf.

There are 4  not carrying a leaf.



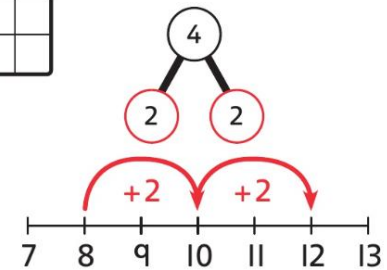
$$8 + 2 = 10$$


$$10 + 2 = 12$$

So

$$8 + 4 = 12$$


There are 12  in total.



b) There are 19  inside the log.

There are 6  on the log.

$$19 - 6 = 13$$

There are 13 more  inside the log than on the log.

To work out how many more we must find the difference. This is a subtraction.



Lesson 3

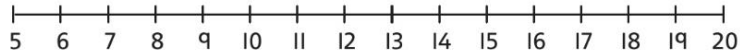
Solving problems involving addition and subtraction

1 Ellie has 12 . She also has 6 .

How many pieces of fruit does she have in total?

$$\square \bigcirc \square = \square$$

Ellie has pieces of fruit in total.



2

Brad



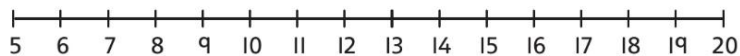
Shelley




How many more  does Brad have than Shelley?

$$\square \bigcirc \square = \square$$

Brad has more  than Shelley.



3

a) There are 8 .

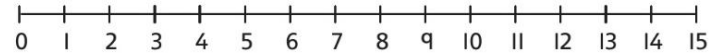


There are 5 more bees than .

How many bees are there?

$$\square \bigcirc \square = \square$$

There are bees.



b) There are 14 plates.

There are 6 fewer  than plates.

How many  are there?

$$\square \bigcirc \square = \square$$

There are .

4

Jamil plants 11 seeds. 7 of the seeds grow into flowers.

How many seeds do not grow?

$$\square \bigcirc \square = \square$$

seeds do not grow.

Comparing additions and subtractions

Discover



- 1** a) Which child is correct?
b) Whose answer is greater, Ben's or Jacob's?

Share

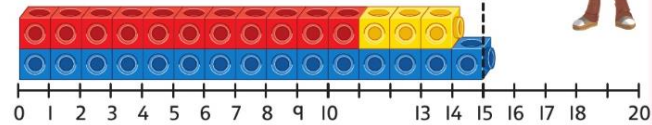
I can make each calculation with cubes.



a)



Gita



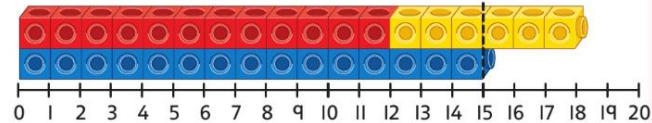
$11 + 3 = 14$

$14 < 15$

$11 + 3 < 15$



Jacob



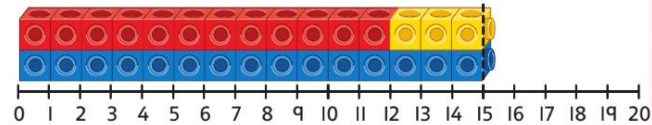
$12 + 6 = 18$

$18 > 15$

$12 + 6 > 15$



Ben

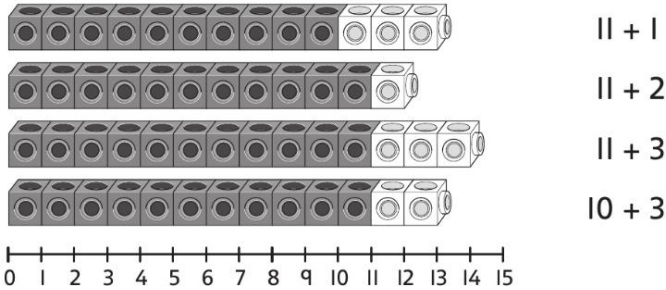


$12 + 3 = 15$

Jacob is correct.

Comparing additions and subtractions

- 1 a) Match the diagram to the number sentence.



- b) Complete using <, > or =.

$$11 + 3 \bigcirc 12 \qquad 11 + 3 \bigcirc 11 + 1$$

$$11 + 1 \bigcirc 11 + 2 \qquad 11 + 2 \bigcirc 10 + 3$$

- 2 a) Complete using <, > or =.

$$12 + 6 \bigcirc 17 \qquad 11 + 5 \bigcirc 17$$

$$13 + 4 \bigcirc 17 \qquad 12 + 4 \bigcirc 17$$

- b) What numbers can go in the boxes?

$$12 + 5 < \square \qquad 12 + 5 > \square$$

- 3 Complete using <, > or =.

a) $7 + 8 \bigcirc 8 + 7$	b) $15 - 4 \bigcirc 15 - 7$
$7 + 8 \bigcirc 7 + 5$	$15 - 4 \bigcirc 15 - 2$
$7 + 8 \bigcirc 5 + 7$	$15 - 4 \bigcirc 16 - 5$
$7 + 8 \bigcirc 11 + 8$	$15 - 4 \bigcirc 14 - 4$

- 4 Put a number in each box to make the statement true.

a) $6 + 11 < 6 + \square$

b) $15 + 3 > 5 + \square$

c) $16 - 5 < 16 - \square$

Is there more than one answer? Can the same number be used in each question?

