

Contents

Week 1 – Addition and subtraction	4
Using number facts to check calculations	4
Comparing number sentences	8
Finding related facts	12
Adding and subtracting 1s	16
Week 2 – Addition and subtraction cont.	20
Adding and subtracting 10s	20
Adding two 2-digit numbers	24
Subtracting a 2-digit number from another 2-digit number	28
Making number bonds to 100	32
Week 3 – Multiplication and division	36
Multiplication sentences	36
Using arrays	40
2 times-table	44
5 times-table	48
Week 4 – Multiplication and division cont.	52
10 times-table	52
Making equal groups	56
Sharing and grouping	60
Odd and even numbers	64
Week 5 – Fractions	68
Unit fractions	68
Understanding non-unit fractions	72
Finding a half	76
Finding a quarter	80

This shows us what page to turn to.



Week 6 – Properties of shapes	84
Recognising 2D and 3D shapes	84
Counting faces on 3D shapes	88
Sorting 2D shapes	92
Making patterns with 2D shapes	96
Week 7 – Length and height	100
Measuring in centimetres	100
Comparing lengths	104
Solving word problems – length	108
Weight, volume and temperature	112
Comparing mass	112
Week 8 – Weight, volume and temperature cont.	116
Measuring mass in grams	116
Measuring mass in kilograms	120
Comparing volume	124
Measuring volume in millilitres	128
Week 9 – Weight, volume and temperature cont.	132
Measuring temperature using a thermometer	132
Time	136
Telling and writing time to the hour and the half hour	136
Telling time to the quarter hour	140
Telling time to 5 minutes	144
Week 10 – Time cont.	148
Hours in a day	148
Finding durations of time	152
Comparing durations of time	156
Finding the end time	160
Answers to Practice questions	164

The first page of a lesson is a maths problem. Don't look at the next page until you have had a go! The third and fourth pages give you practice, so you can check your understanding.




Lesson 1

Adding and subtracting 10s

Discover







- 1** a) How many  are there in total?
- b) There are 65 people at the fireworks.
40 of the people are adults.
How many of the people are children?





Share



First, I added the ones. I remembered that 30 is 3 tens and 0 ones.

a)





T	O
	
	
	





T	O
	
	
	

T	O
1	6
+ 3	0
<hr/>	
	6

Next, I added the tens.



T	O
	
	
	

T	O
	
	
	

T	O
1	6
+ 3	0
<hr/>	
4	6

$$16 + 30 = 46$$

There are 46  in total.



Lesson 1

Adding and subtracting 10s



a) How many cans are there in total?

Tens	Ones	T	O
		2	8
+		3	0

There are cans in total.

b)

Tens	Ones	T	O
		7	2
+		2	0

c)

T	O
5	1
+	3 0

I think I should add the ones first.



2 a) Two whole cakes are sold. How many pieces of cake are left?



Tens	Ones

T	O
5	3
-	2 0

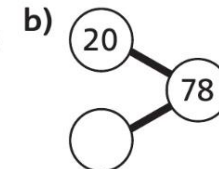
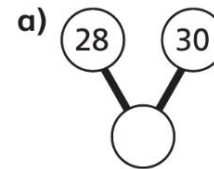
There are pieces of cake left.

b)

Tens	Ones

T	O
9	4
-	8 0

3 Complete the and .



c)

84	
	50

Adding two 2-digit numbers

Discover



- 1 a) How many points did Asha score in total?



- b) Sol throws one more .
He scores 50 in total.
Where does his other land?

Share

a)

Tens	Ones
3	6

$$\begin{array}{r} \text{T O} \\ 36 \\ + 29 \\ \hline \end{array}$$

Tens	Ones
2	9

Tens	Ones
3	5

$$\begin{array}{r} \text{T O} \\ 36 \\ + 29 \\ \hline 65 \end{array}$$

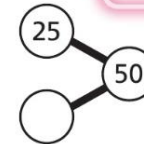
I know that 6 ones and 9 ones is 15 ones. I can exchange 10 ones for one ten. So 15 ones is the same as 1 ten and 5 ones.



Asha scored 65 points in total.


b)

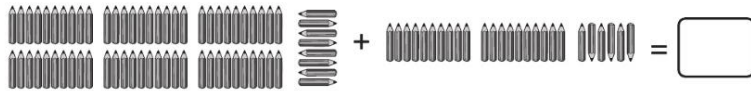
Sol's other lands on 25.



You could also use a number line to do this.

Adding two 2-digit numbers

1 a) How many  are there?




Tens	Ones
+	

T	O
6	8
+	


=

There are .

b) How many  are there?

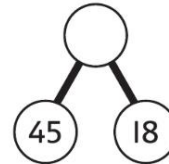


Tens	Ones
+	

45 
 =


There are .

2 Complete the .






3 Jim has 53 green  and 46 red .

How many  does he have in total?



Jim has  in total.

4 $17 + 15 =$ 

$18 + 15 =$

$19 + 15 =$

$15 + 17 =$

$15 + 16 =$

$28 + 30 =$

$38 + 30 =$

$48 + 30 =$

$48 + 29 =$

I think I can use the first sum to work out the rest of the answers.






Lesson 3

Subtracting a 2-digit number from another 2-digit number

Discover



- 1 a) How many points is the  team winning by?
- b) The  team does not score again and wins by 15 points.
How many points will the  team have at the end?

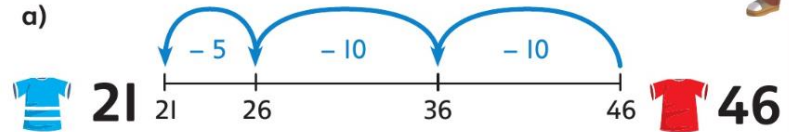
Share



I subtracted tens first, so the ones stayed the same.



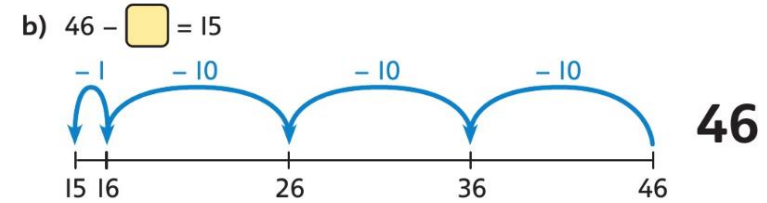
I worked out the numbers in the jumps.



$$46 - 21 = 25$$

25 is the **difference** between 46 and 21.
The team in plain red shirts is winning by 25 points.

You could count on instead of counting back.



$$46 - 31 = 15$$

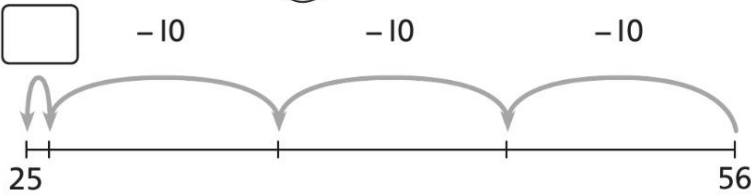
The team in striped blue shirts will have 31 points.

Lesson 3

Subtracting a 2-digit number from another 2-digit number

1 Penny has 56 🌀. Ali has 25 🌀.

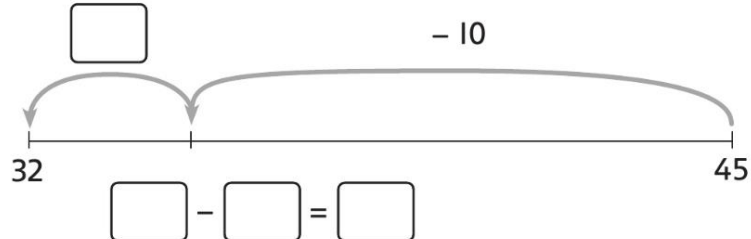
How many more 🌀 does Penny have?



Penny has [] more.

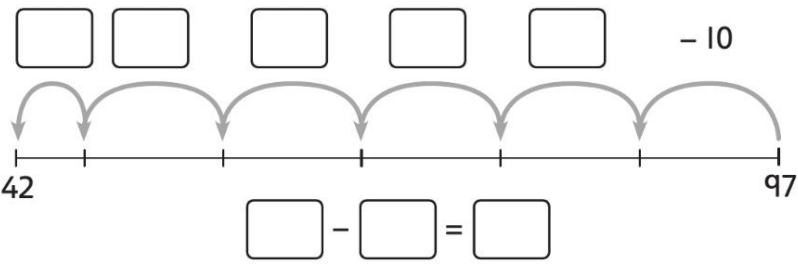
2 Class 2 has 45 🖋. Class I has 32 🖋.

How many more 🖋 does Class I need, if the classes should have the same number?

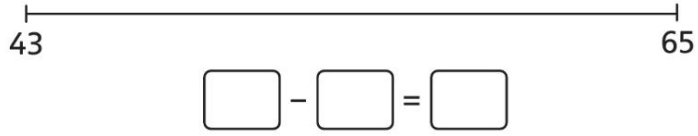


Class I needs [] more.

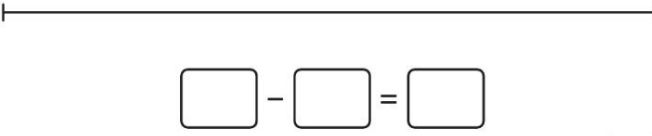
3 Find the difference between 97 and 42.



4 a) What is the difference between 65 and 43?



b) Work out 48 - 11.

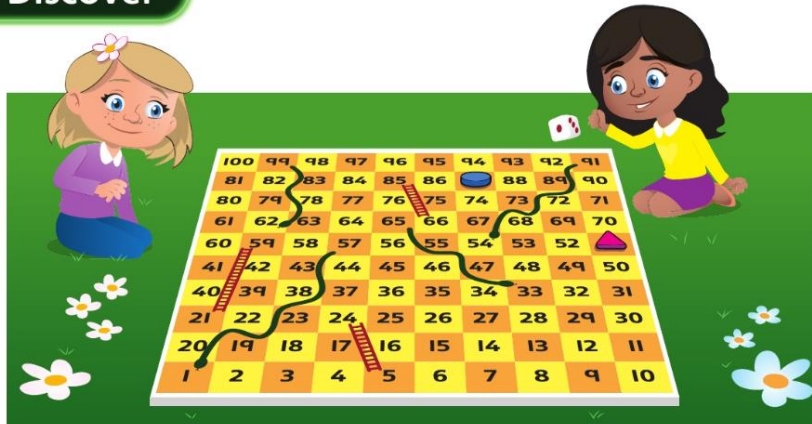


In this question, think of the subtraction as finding the difference.




Making number bonds to 100

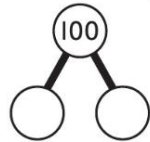
Discover




1 a) How many squares does  have to move to get to 100?

Complete the number sentence and the .

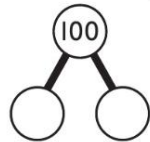
$$87 + \square = 100$$




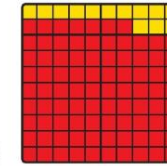
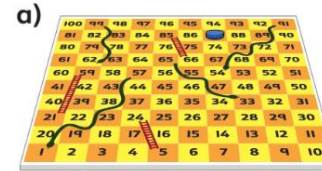
b) How many squares does  have to move to get to 100?

Complete the number sentence and the .

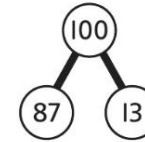
$$51 + \square = 100$$



Share

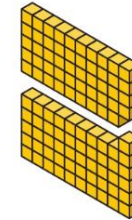
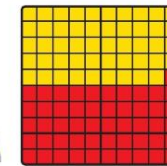
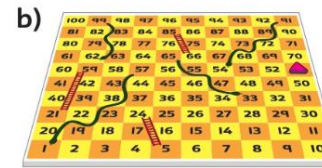


$$87 + 13 = 100$$

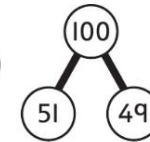


I counted the squares left.

 has to move 13 squares.



$$51 + 49 = 100$$




I counted the tens first. Then I counted the ones needed to make 100.


 has to move 49 squares.



Lesson 4


Making number bonds to 100

1 How many more squares does  have to move to get to 100?


How many more squares does  have to move to get to 100?

100	99	98	97	96	95	94	93	92	91
81	82	83	84	85	86	87	88	89	90
80	79	78	77	76	75	74	73	72	71
61	62	63	64	65	66	67	68	69	70
60	59	58	57	56	55	54	53	52	51
42	43	44	45	46	47	48	49	50	
40	39	38	37	36	35	34	33	32	31
21	22	23	24	25	26	27	28	29	30
20	19	18	17	16	15	14	13	12	11
1	2	3	4	5	6	7	8	9	10


2 Complete the number sentences.



$80 + \square = 100$



$55 + \square = 100$

3 Use the  to help you complete the number sentences.

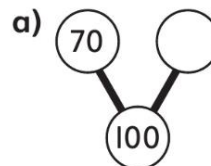
a)

$40 + \square = 100$

b)

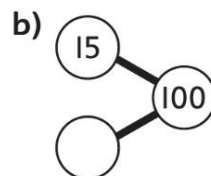
$100 = \square + 29$

4 Complete the diagrams and number sentences.






d) $7 + \square = 100$

e) $\square + 77 = 100$



f) $100 = 100 + \square$



I used a  or  to help me

