



## William Murdoch Primary School Home Learning Resource Week 11

Reception: 22.6.2020

### Weekly Maths Lessons

The Reception teachers have recorded Maths lessons for your child. Please click on the YouTube links below to watch the lessons and then complete the tasks set.

Day 1: MONDAY- <https://youtu.be/8wV9Po7gADE>

Day 2: TUESDAY- <https://youtu.be/ImHWnz4leB0>

Day 3: WEDNESDAY- [https://youtu.be/\\_NkQXoffbpl](https://youtu.be/_NkQXoffbpl)

Day 4: THURSDAY- <https://youtu.be/j9BCW9wKXic>

Day 5: FRIDAY

Please complete **Pages 9, 10, 11 and 12** in your CGP Maths book.

Mark last week's Diagnostic Questions test and then answer the new set of questions for this week in your exercise books. Answers will be shared next week for marking.

Watch the daily [Bitesize Maths](#) lessons.

### Weekly Writing Task

The Reception teachers have recorded English lessons for your child. Please click on the YouTube links below to watch the lessons and then complete the tasks set.

Day 1: MONDAY- <https://youtu.be/Hm82KPyQ7oA>

Day 2: TUESDAY - <https://youtu.be/sTOlnDZr65I>

Day 3: WEDNESDAY - <https://youtu.be/7EczsVJ2RBY>

Day 4: THURSDAY - <https://youtu.be/JbczAe5c2sl>

Day 5: FRIDAY

CGP English Handwriting Book. Please complete **Pages 8, 9 and 10**.

## Weekly Phonics/Spellings Task

Watch the Read Write Inc phonics lesson daily which will be streamed lived [here](#) at 9.30am and again at 12.30pm for Set 1 and 10am and again at 1pm for Set 2.

### Day 1:

Log on to Phonics Play using the username: **march20** and password: **home**.  
Play the phase [Rocket Rescue](#) game.

### Day 2:

Play the phase 2 [Dragons Den](#) blending game.  
Encourage your child to 'Fred Talk' any words they cannot read from sight.

### Day 3:

Read and write this week's spelling words: make, saw, day, from, are. Remember to use the usual format: read, write, cover, check. (Page 8)

### Day 4:

Play phase 2 [Picnic on Pluto](#). Ask your child to 'Fred Talk' any words they cannot read from sight.

Day 5: Test your child on this week's spelling words. Say the words and ask your child to write it down. Then show the word (one word at a time) and ask your child to read the word. Practice forming the lower case letters of the alphabet. Then encourage your child to write a simple sentence using this week's spelling words: make, saw, day, from, are. (Page 8)

## Weekly Reading Task

### Day 1:

Before reading [The Toys Party](#) discuss the front cover with your child. Ask: what do you think this story will be about? Write down your predictions. We know it's about a party, so ask: what do you like to eat at a party? Once you have done this begin to read the story. Encourage your child to use their phonics for words they cannot read from sight. Ask your child to think about any words in the text that they do not understand.

### Day 2:

Encourage your child to recall yesterday's story. Listen to [The Toys Party](#) this time. Encourage your child to use their phonic knowledge to write a list of party food.

### Day 3:

Today focus on [page 14](#). Ask: why was mum cross? Then move on to page 6, compare the toys facial expressions from page 6 to page 10. What is the difference? Why are they looking unhappy on page 10?

### Day 4:

Listen to the story [The Snail and the Whale](#). As you are reading ask your child to predict what might happen next? Ask your child to join in with the story. What is happening in the story? Where is the story based?

### Day 5:

Recall the story [The Snail and the Whale](#). Encourage your child to then write a simple sentence to explain what happened. Remember to 'Fred Talk' each word.

## Gross motor skills



## Learning Project- to be completed throughout the week: How the Olympic games begun.

This project should be completed throughout the week. It will incorporate a range of different subjects and topics. The focus this week is to know and understand how and where the Olympic games begun.

### Day 1

A long time ago, in Olympia, Greece people from all over Greece would come together every four years to watch and take part in the Olympic Games. The Olympic Games were held to in honour of Zeus, the king of Gods. Thousands of people would visit the Temple of Zeus. There was a big gold and ivory statue of Zeus inside.

Use the internet to research about the Temple of Zeus. Draw a picture of the statue of Zeus and write sentences about the facts you learn.

### Day 2

Let's learn some more about the Ancient Greek Olympic games using this [video](#). Once you have finished learning about the ancient games have a go at drawing a picture of the games that were played and labelling the equipment needed for each game.

### Day 3

Use this [website](#) to learn more about the ancient Olympic games. If you were taking part in the Olympic games which game would you want to participate in? Make a poster about this game and draw yourself playing it. Can you research the rules of this game? What equipment is needed to play the game?

### Day 4

For our art learning we are going to look at different Olympic game sculptures. A sculpture can be 2D or 3D. Different tools are used to mould the plasticine or clay. Look through the pictures on page 9 and describe what game is being played and the similarities and differences between the sculptures.

### Day 5

Today it's time to get creative and make your own Olympic sculpture! You can have a go at making simple air drying clay following this [video](#). You could also make your sculpture using this simple [salt dough recipe](#).

Encourage your child to help you measure the ingredients and make the clay or dough with you. Then ask them to sculpt the dough/ clay into a model of an athlete playing one of the Olympic games. Let your sculpture dry and you could them paint it if you want to.



## Boromi Home Learning Challenge

To build your tower, you will need:



1. What can you find to build your tower?  
(e.g. cocktail sticks, lolly sticks, spaghetti, pencils, straws or cardboard?)



2. What tools might you need to cut out and/or join your pieces together?

Time to invent!



1. Using your materials, can you build your own Eiffel Tower?



Let's talk!

Q) What can you see on the tower? How could we build this?

Q) Is our tower able to stand up on it's own?

Q) How could we measure how tall our tower is? Could we make it taller?



How tall is your tower?

@BoromiHQ  
#DailyPlay

...Some fun words to try and use!:

France	Iron
Paris	Spire
Capital	Structure

Technology

This is a great opportunity for me to use what I know already to make choices about what materials and tools we could use to build our tower.



## For today's #daily play, you will need:



1. One piece of paper



2. A couple of pens or pencils

## Time to play!

1. Draw 10 circles on a piece of paper
2. Taking it in turns, think of an emotion you've felt recently. Why did you feel this way?
3. How did your face look when you feel like this? Can you draw this in a circle?
4. Take it in turns to complete all the feeling circles.



## Let's talk!

- Q) How does it feel when you're happy/ angry?
- Q) How do you know when you feel sad?
- Q) How do you know when I'm happy?

If you'd like to, you can share your feeling faces with us at:

[@BoromiHQ](#) [#dailyplay](#)

## ...Some extra words to try and use!:

Emotions	Mind
Feelings	Body
Awareness	Thoughts
Sense	Expression

## Thoughts and feelings



It's important for me to talk and learn about how I - and others - show feelings and emotions. This helps me to nurture my understanding and empathy.

## Story Time with your Teachers

'Superworm' read by Mrs Khera: <https://youtu.be/B5h5YixywHw>

'Peace At Last' read by Miss Harris: <https://youtu.be/9r-CoWY2odQ>

'Harry and the Dinosaurs Go to School' read by Miss Rafiq: <https://youtu.be/IDkFRtvEail>

'Room on the Broom' with Mrs Patel: <https://youtu.be/SISF-ia7gig>

## Additional learning resources parents may wish to use:

Read Write Inc- [https://www.youtube.com/channel/UCo7fbLgY2oA\\_cFCI9GdxtQ](https://www.youtube.com/channel/UCo7fbLgY2oA_cFCI9GdxtQ)

Live Phonics lessons will be streamed daily at the following times:

Set 1 Speed Sounds- 9.30am and again at 12.30pm

Set 2 Speed Sounds- 10am and again at 1pm

Twinkl -<https://www.twinkl.co.uk/>

To access these resources click on the link and sign up using your own email address and creating your own password. Use the offer code UKTWINKLHELPS.

Top Marks-<https://www.topmarks.co.uk/>

This is a great website that is free to use and has a range of games for the different subject areas.


Learning games for kids-<https://www.learninggamesforkids.com/>

There a range of games for different subjects. There are games that are particularly good for children to learn to type on a computer keyboard. This is also helpful for the children to recognise the capital letters.

Additional EYFS phonics support can be found here:

<https://home.oxfordowl.co.uk/reading/learn-to-read-phonics/>





## Sentence Writing Prompts



Write sentences about the pictures for example:

I can see a big black cat. It is sunny today.

## Spellings

Remember to ...	Read 	Write 	Cover 	Check 
make	saw	day	from	are

Help your child to practice reading and writing these tricky words. Ask your child to write these words in a sentence.

Test your child on these words towards the end of the week. Can they read and write them independently?



Ancient Greek Olympic Sculptures:

