



William Murdoch Primary School Home Learning Resource Week 5

Reception

Weekly Maths Tasks

Watch the daily [Bitesize Maths](#) lessons.

Work through the 5 day [White Rose Maths](#) activities using the available books and resources.

Day 1:

Play [Underwater Counting](#). Help your child to count and recognise numbers up to 10.

Day 2:

Play [Chopper Squad](#) One more or less than 20. Ask your child to click on the number that is one more or one less than the number given.

Day 3:

Practice number formation 0-20. Encourage your child to count forwards and backwards and out of order. Encourage your child to make their own number line using practical objects.

For example 1 spoon, 2 chocolates, 3 cups.

Day 4:

Play [Adding up with the Numberblocks](#). Help your child by providing them with physical objects that they can touch and count.

Day 5:

Encourage your child to find objects around the house and compare the weight of them. Describing the objects using the key vocabulary: **heavy, heavier, heaviest and light, lighter and lightest**. Are there any objects that could be the same weight?

Weekly Reading Task

Day 1:

Read through [Open Very Carefully](#). Encourage your child to use their phonics for words they cannot read from sight. Ask your child to think about any words in the text that they do not understand.

Day 2:

Ask your child to recall the story [Open Very Carefully](#). Who was in the story? What did the crocodile do? Was the duck scared of the crocodile? Encourage your child to draw the characters and label their work. Remember to 'Fred Talk' each word before writing it down.

Day 3:

Look at the cover and read the title together [Kipper's Diary](#). Talk to your child about diaries and calendars. What do they tell us? Practice saying the days of the week in order. Now read through the book, look at the pictures and talk about them. Encourage your child to use their phonics for words they cannot read from sight.

Day 4:

Provide newspapers, magazines and books. Encourage your child to read different words. Encourage your child to Fred Talk words that can be Fred Talked and to spot any tricky words that they are learning.

Day 5:

Listen to [No More Noisy Nights](#). Talk to your child about what has happened in the story and their likes and dislikes about the story.

Weekly Phonics/Spellings Task

Watch the Read Write Inc phonics lesson daily which will be streamed lived [here](#) at 9.30am and again at 12.30pm for Set 1 and 10am and again at 1pm for Set 2.

Day 1:

Log on to Phonics Play using the username: **march20** and password: **home**. Play the phase 2 [Buried Treasure](#) game.

Day 2:

Play phase 2 [Rocket Rescue](#). Ask your child to

Weekly Writing Task

Day 1:

Ask your child to write a sentence about each of the sentence writing prompts pictures (Page 4). Encourage them to 'Fred Talk' each word before they write it. Remember to use a capital letter at the start of their sentence, finger spaces in between words and a full stop at the end of the sentence.

Day 2:

Recall the story [Open Very Carefully](#). Encourage your child to write simple sentences to describe

write or type 10 words to put the rocket back together.

Day 3:

Read and write this week's spelling words: but, that, with, all, are. Remember to use the usual format: read, write, cover, check. (Page 4)

Day 4:

Play phase 2 [Tricky Word Trucks](#). Practice reading and writing this week's spelling words again.

Day 5:

Test your child on this week's spelling words. Say the words and ask your child to write it down. Then show the word (one word at a time) and ask your child to read the word. Practice forming the lower case letters of the alphabet. Then encourage your child to write a simple sentence using this week's spelling words: but, that, with, all, are. (Page 4)

what happened in the story. For example: **The crocodile is mad.**

Day 3:

Ask your child to recall the story [Kipper's Diary](#). Look at page one together. Ask your child who else is in the picture with Kipper? Ask your child to extend the sentence '**It was a wet day and ..?**'

Day 4:

Ask your child to create a front cover for their diary. Encourage your child to think of all the different things they could write in their diary.

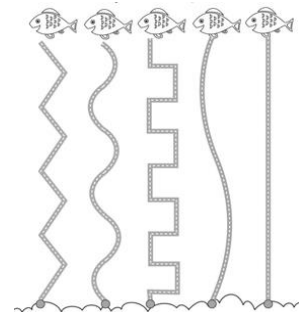
Day 5:

Recall the story [No More Noisy Nights](#). Encourage your child to think of how the monsters looked in the story. Once they have done this encourage your child to draw and label the monsters. What do you think the monsters are trying to say?

Weekly Fine Motor Activity

Draw different lines on a paper for your child to cut out to strengthen their scissor control.

Encourage your child to practice letter formation. Once they have done this, encourage them to form letters of the same size.



Provide your child different items they can practice their threading skills. This can include, buttons, beads, pasta etc. You can use wool, string or old shoe laces.

Learning Project- to be completed throughout the week: Africa

This project should be completed throughout the week. It will incorporate a range of different subjects and topics. The focus this week is on Africa. **The maps are on page 4 and 5.**

Day 1

Look at the map and locate the area our school is in. Can you find your house or a local park on the map? Go on a walk with your child around your local roads if it is safe to do so and follow the map.

Day 2

Locate Birmingham in the UK map. Draw a picture of your local area and all the different places you visit that are in Birmingham.

Day 3

Use the world map to locate Africa. Talk to your child about countries and continents and explain that Africa is a continent which is made up of lots of different countries. Support your child to use a computer/ iPad/ tablet to find out how many countries are in Africa.

Day 4

Plan a route to Africa. Encourage your child to think of different ways they will travel to Africa. What transport will they need? Is Africa close to us or far away? How do you know?

Day 5

Tinga Tinga art was developed in Dar es Salam in Tanzania. Watch this clip on the Tinga Tinga art work with your child <http://www.youtube.com/watch?v=bNsCE6VJPzA>. What is similar about all the Tinga Tinga art work? Encourage your child to create their own Tinga Tinga art work.

Friday 8th May 2020 marks V-Day. Use the website below to research and learn about the importance of this special day with your child. In addition look out for the Queen's address to the nation on Friday and other special programs on television about the commemoration.

https://www.britishlegion.org.uk/get-involved/remembrance/what-were-remembering-this-year?seg=WPDW3B&gclid=Cj0KCQjw7qn1BRDqARIsAKMbHDbUbWpRaFiTLE-8PP5MRafWHDa8js3JOR7XHKzHGw1kPQ74nmthSclaApPbEALw_wcB&gclsrc=aw.ds

Additional learning resources parents may wish to use:

Read Write Inc- https://www.youtube.com/channel/UCo7fbLgY2oA_cFCI9GdxtQ

Live Phonics lessons will be streamed daily at the following times:

Set 1 Speed Sounds- 9.30am and again at 12.30pm

Set 2 Speed Sounds- 10am and again at 1pm

Twinkl -<https://www.twinkl.co.uk/>

To access these resources click on the link and sign up using your own email address and creating your own password. Use the offer code UKTWINKLHELPS.

Top Marks-<https://www.topmarks.co.uk/>

This is a great website that is free to use and has a range of games for the different subject areas.


Learning games for kids-<https://www.learninggamesforkids.com/>

There a range of games for different subjects. There are games that are particularly good for children to learn to type on a computer keyboard. This is also helpful for the children to recognise the capital letters.

Additional EYFS phonics support can be found here:

<https://home.oxfordowl.co.uk/reading/learn-to-read-phonics/>





Sentence Writing Prompts



Write sentences about the pictures for example:

The big dog has a bone.

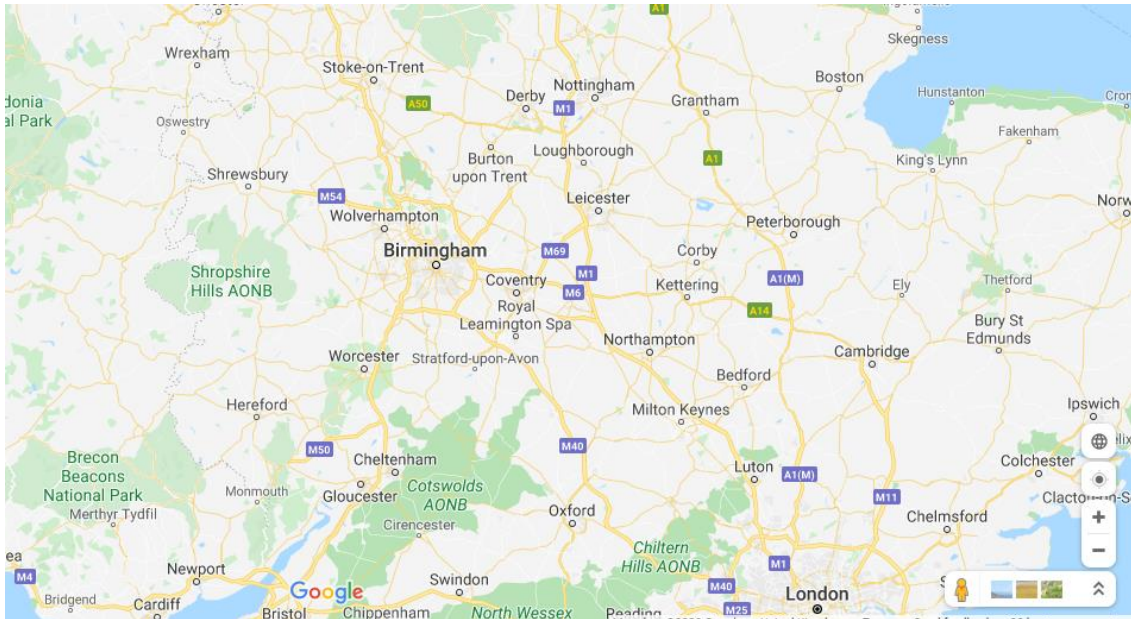
Spellings

Remember to ...	Read 	Write 	Cover 	Check 
my	like	some	little	as

Help your child to practice reading and writing these tricky words. Ask your child to write these words in a sentence.

Test your child on these words towards the end of the week. Can they read and write them independently?

UK Map



Worldwide Map

