



William Murdoch Primary School Home Learning Resources Week 11

Year 1: 22.6.20

Daily Maths Lessons

The Year 1 teachers have recorded Maths lessons for you. Please click on the YouTube links below to watch the lessons and then complete the tasks set.

Day 1: MONDAY

Power Maths Lesson 1: <https://youtu.be/SrNPxmZBUaI>

Independent work on Pages 38 & 39 of 'Power Maths Week 1 Lessons' pdf

Day 2: TUESDAY

Power Maths Lesson 2: <https://youtu.be/xHtH7YBXFlc>

Independent work on Pages 42 & 43 of 'Power Maths Week 1 Lessons' pdf

Day 3: WEDNESDAY

Power Maths Lesson 3: <https://youtu.be/2kPbZ7x90E4>

Independent work on Pages 46 & 47 of 'Power Maths Week 1 Lessons' pdf

Day 4: THURSDAY

Power Maths Lesson 4: <https://youtu.be/9zhlG3kYeFg>

Independent work on Pages 50 & 51 of 'Power Maths Week 1 Lessons' pdf

Day 5: FRIDAY

Complete the subtracting exercises on **Pages 12, 13 and 14** in your CGP Maths Workout books.

Mark last week's Diagnostic Questions test and then answer the new set of questions for this week in your exercise books. Answers will be shared next week for you to self-assess.

Daily English/Writing/GPS Lessons

The Year 1 teachers have recorded English lessons for you. Please click on the YouTube links below to watch the lessons and then complete the tasks set.

Day 1: MONDAY

English Lesson 1: <https://youtu.be/uxj7Nt3CG2Y>

You can find the spellings for this sound in the spellings section below. Spellings should be practised everyday preparing for the spelling test on Friday.

Day 2: TUESDAY

English Lesson 2: <https://youtu.be/YR0fuy5wUTQ>

Day 3: WEDNESDAY

English Lesson 3: <https://youtu.be/fekxSN4t-Pw>

Day 4: THURSDAY

English Lesson 4: <https://youtu.be/kcprh6Zn4gE>

Day 5: FRIDAY




Spelling test
Complete the exercises on **Pages 6, 7 and 8** in your CGP SPaG Workout books.

Daily Reading Tasks

<u>Day 1</u>	<u>Day 2</u>	<u>Day 3</u>	<u>Day 4</u>	<u>Day 5</u>
<p>Read your home reading book. Write down any adjectives that are in the book. Remember: an adjective is a describing word. Can you think of any other adjective that can be used instead of the adjectives found. E.g.: nice-lovely-amazing</p>	<p>Listen to this story 'The dinosaur that pooped a planet' https://www.youtube.com/watch?v=dzOjs4irfAw Discuss the key parts of the story with your child. They should then write a book review about the story. Template for the book review can be found in the additional resources section below.</p>	<p>Listen to this story 'The dinosaur that pooped a planet' https://www.youtube.com/watch?v=dzOjs4irfAw Your child should write what they think will happen next. Will they both go on another adventure?</p>	<p>Listen to the story of Goldilocks and the three bears. However, stop the video at 0.48. https://www.youtube.com/watch?v=qOJ_A5tpBKM This is when Goldilocks first sees the house. Encourage your child not to think about what they know about the story. They should write from this point on a different version of the story. They can combine different fairy tales if they want to be creative.</p>	<p>Your child will now explore what alphabetical order is. Get them to recite the alphabet. Your child should now watch this video to help them. https://www.bbc.co.uk/bitesize/topics/zxfjty/articles/zcyfsg8 They must now write out the alphabet going down the page: a b c d Etc. Then they must look through their favourite book and try and find a word that begins with each letter of the alphabet.</p>

Weekly Spellings

/igh/ sound:

Spellings	Read 	Write 	Cover 	Check 
Sigh				
Cry				
Shine				
Fly				
Light				
Bride				
Fright				
Stripes				
Supply				
Rise				

Weekly Science Tasks

Complete the 'What is the Weather?' exercise on **Pages 6 and 7** in your CGP Science books.

You can discuss any points further with your child. Get them to think about the weather that we had last week (Thunderstorms). Your child can do further research if wanted.

Weekly Phonics Tasks

Day 1:

Think of the different ways of spelling the /ai/ sound. Refer back to the spelling lesson previously learned about /ai/. Refer to the resource in the additional resources for the /ai/ sound spelt -ay- 'May I play'. Get your child to write down the real -ay words and the fake -ay words. Can they think of anymore -ay real words and make up some fake -ay words?

Day 2:

Get your child to think of the sound /ee/ 'What can you see?' Encourage your child to read a book, whether it is their reading book or another book suitable for their age. They should identify words with the /ee/ sound in and write them down. As a challenge they should write down any words they know with the /ee/ sound in and put them into a sentence.

Day 3:

Your child must play on this game and identify words that are real 'Bob' and fake 'Obb'. They can identify special friends in the word if needed to help them read the words. Work through all the phases and complete the mixed sounds.

<https://www.phonicsplay.co.uk/resources/phase/2/picnic-on-pluto>

Day 4:

Your child should participate in this Youtube lesson, learning the sound a-e. they should participate as if they were in the class saying the sounds as the teacher shows them.

<https://www.youtube.com/watch?v=PVwSt3s0H-Q>

Day 5:

Your child should play the 'Phonics Frog' and revise all the sounds as it will help them to identify more sounds. They should only land on the logs of real words, not fake words.

<https://www.phonicsbloom.com/uk/game/phonics-frog?phase=5>

Your child should also watch these videos as many times as they can during the week. This will help with their phonics and their reading skills. Live phonics lessons can be found on:

<https://home.oxfordowl.co.uk/reading/learn-to-read-phonics><https://www.ruthmiskin.com/en/>

Set 1 sounds: 9:30 am and 12:30 pm

Set 2 sounds: 10:00 am and 1:00 pm

Set 3 sounds: 10:30 am and 1:30 pm

Further Learning Opportunities

Your child should complete Art Knowledge Organiser Quiz on Architecture and Sculpture.


Recently there has been a special rocket launch into space. Your child might have seen it on the news. Here's a video that will tell your child all about Space X:

<https://www.bbc.co.uk/newsround/47428636>

How cool is it?! Now your child must imagine that they are going on a mission to space. However, they can't go to space without a rocket.

Using the template below, your child should be as creative as they be when designing it. They can even make a rocket with a water bottle or a cardboard tube (google for instructions)

Rocket template:



Your child has previously learned about space and they were lucky enough to have a virtual reality experience learning about the planets. Ask your children what they know about the planets.

They should now use their imagination to create a 'new' planet they found whilst they went up to space in their rocket. Your child should draw a picture of it and decorate it. Then they should write a description of their planet- using their 5 senses to help when describing it.

Additional Resources

Reading task- Day 2: Book review template:

My Book Review

Title: _____

Author: _____

Did you like the book?

Rate the book by colouring in the stars.



What was your favourite part?

Draw your favourite scene from the book.



Phonics. Day 1 -ay words

clayer	spray	play	zlay
may	vray	hayon	clay
chay	stray	day	tay
crayon	blay	dayb	tray
	nayt	stay	

Additional Learning Resources

The BBC is providing additional educational programmes. There are videos, quizzes, podcasts and articles that appear on BBC Bitesize daily via the BBC iPlayer, red button, BBC Four and BBC Sounds. New Maths and English lessons are also available every day for all ages.

Also check out:

Joe Wicks: <https://www.youtube.com/playlist?list=PLyCLoPd4VxBvQafyve889qVcPxYEjdSTI>
PE Lessons - daily at 9.00am (catch up on YouTube if you miss the slot).

David Walliams: <https://www.worldofdavidwalliams.com/elevenses/>
Free story time daily at 11.00am.

Twinkl - <https://www.twinkl.co.uk/>

To access these resources click on the link and sign up using your own email address and creating your own password. Use the offer code UKTWINKLHELPS.

Top Marks- <https://www.topmarks.co.uk/>

This is a great website that is free to use and has a range of games for the different subject areas.

Learning games for kids- <https://www.learninggamesforkids.com/>

There a range of games for different subjects. There are games that are particularly good for children to learn to type on a computer keyboard. This is also helpful for the children to recognise the capital letters.