



William Murdoch Primary School Home Learning Resource Week 3

Year 1

Weekly Maths Tasks

Day 1:

Your child should watch this video, which is based upon length and height singing along. It recaps key vocabulary and reinforces what length and height are.

<https://www.bbc.co.uk/teach/supermovers/ks1-maths-length-height/zdrx92p>

Day 2:

Complete the questions given in the resource box below. The answers should be written in your child's home learning book.

Day 3:

Complete the maths resource all about numbers to 20. Write you're the answers in the home learning book.

Day 4:

Write out numbers 0-50. Circle all of the odd numbers.

Day 5:

Your child should order the coins in value. They can use real coins whilst doing this to help them.

<https://www.oxfordowl.co.uk/api/interactives/24483.html>

Weekly Reading Task

Day 1:

Listen to the story of The Very Hungry Caterpillar- think about what adjectives they use in the story. List these in the home learning book.

<https://www.youtube.com/watch?v=75NQK-Sm1YY>

Writing task to follow.

Day 2:

Listen to a story of your choice on Amazon Audiobooks.

<https://stories.audible.com/discovery>

Writing task to follow.

Day 3:

Listen to the poem 'Hickory Dickory Dock' your child must identify the words that rhyme within the poem.

<https://www.youtube.com/watch?v=ygcN65SILFg>

Day 4:

Your child should watch the video- which discusses using your voice differently when reading. After watching it, your child should try and use the techniques shown in the video.

<https://www.bbc.co.uk/teach/supermovers/ks1-english-reading-aloud-with-the-worst-witch/zh6cpg8>

Day 5:

Read your home reading book and answer the questions at the back of it.

Weekly Phonics/Spellings Task

Day 1:

Read these common exception words:

today	said
says	was
they	your
come	

Day 2:

Open the Phonics Powerpoint activity. Your child has a range of words that they must read within the time limit. They can practise this more than once.

Day 3:

Read the spellings from day 1. Children should practise spelling these in the usual format: read, write, cover and check.

Weekly Writing Task

Day 1:

Listen to The Very Hungry Caterpillar story, your child should write about what might happen next in the story after the caterpillar becomes a butterfly.

Day 2:

Your child should write a character description of a character that featured in the book they listened to on Amazon Audiobooks.

Day 3:

Can you think of at least 4 different words that mean the same as the following words:

Nice
Bad

<p>They should try to spell them independently by the end of this task.</p> <p><u>Day 4:</u> Read the list of alien and real words in the resource box below. Think about special friends and Fred talk.</p> <p><u>Day 5:</u> Put the common exception words into a sentence and underline the common exception word- remember to use capital letters and full stops. For example: Steve is going to the park <u>today</u>.</p>	<p>Scared Happy</p> <p><u>Day 4:</u> Write about a healthy dinner. Think about what foods are healthy. Once they have written about the healthy dinner they can draw a picture- or maybe even make it.</p> <p><u>Day 5:</u> Write some descriptive sentences using a range of adjectives to describe a room in your house. Your child can draw a picture after this.</p>
<p>Learning Project- to be completed throughout the week: All about me.</p>	
<p>This project should be completed throughout the week. It will incorporate a range of different subjects and topics. The focus this week is on your child. This project will enable your child to look at themselves in different ways and explore their surroundings.</p> <p><u>Self-portrait:</u> Your child should look at themselves in the mirror and/or in photographs. They should first draw the outline of their head and then add the different features of their face. The children can add colour once they have completed it. https://www.bing.com/videos/search?q=drawing+a+face+for+young+children&view=detail&mid=A7BA1AA1F4E633721621A7BA1AA1F4E633721621&FORM=VIRE</p> <p><u>What can you see out of your window?:</u> Your children should describe what they can see out of their window. They should use all 5 of their senses to describe everything they can see, hear, smell, taste and touch. They can then draw a picture of what they have written about.</p> <p><u>What can you feel?</u> Your child should pick 5 objects from around the house. They should use keywords to describe how they feel and what material they are made from.</p> <p><u>Aerial view:</u> Your child has previously learned that an aerial view is how an object looks from above. They should try to imagine what their house looks like from above. Think carefully about the sizes of different objects/ places in the house. Add the detail carefully and label the image drawn.</p>	

Additional learning resources parents may wish to use:

Twinkl - <https://www.twinkl.co.uk/>

To access these resources click on the link and sign up using your own email address and creating your own password. Use the offer code UKTWINKLHELPS.

Top Marks- <https://www.topmarks.co.uk/>

This is a great website that is free to use and has a range of games for different subject areas.

Learning games for kids- <https://www.learninggamesforkids.com/>

There a range of games for different subjects. There are games that are particularly good for children to learn to type on a computer keyboard. This is also helpful for the children to recognise the capital letters.

Phonics games- <https://www.phonicsplay.co.uk/PicnicOnPluto.html>

There is a range of games available for different sounds.

Physical Education-

<https://www.youtube.com/playlist?list=PLyCLOPd4VxBvPHOpzoEk5onAEbq40g2-k>

Joe Wicks has lots of videos for your children to exercise to. He is also doing live workouts at 9 am every morning.

<https://www.bbc.co.uk/teach/supermovers/ks1-collection/zbr4scw>

BBC Super Movers has a range of songs to movements that focus on different subjects that will help to reinforce key vocabulary in a few ways.

Additional Year 1 phonics support can be found here:

<https://home.oxfordowl.co.uk/reading/learn-to-read-phonics/>

<https://www.ruthmiskin.com/en/> - live phonics.

Set 1 sounds: 9:30 am and 12:30 pm

Set 2 sounds: 10:00 am and 1:00 pm





Set 3 sounds: 10:30 am and 1:30 pm

First News

https://schools.firstnews.co.uk/wp-content/uploads/sites/3/2020/04/FIRSTNEWS_722.pdf

Resources for the activities:

Maths- Day 2 activity

<p>1a. Circle the number that is one more than the amount shown below.</p>  <p>★ 24 40 31 VF</p>	<p>1b. Circle the number that is one less than the amount shown below.</p>  <p>★ 29 38 19 VF</p>														
<p>2a. Find one more and one less than the number shown below.</p>  <table border="1" data-bbox="343 1142 737 1198"><tr><td>28</td><td>29</td><td>30</td><td>31</td><td>32</td><td>33</td><td>34</td></tr></table> <p>One more is <input type="text"/> .</p> <p>One less is <input type="text"/> .</p> <p>★ VF</p>	28	29	30	31	32	33	34	<p>2b. Find one more and one less than the number shown below.</p>  <table border="1" data-bbox="874 1142 1268 1198"><tr><td>37</td><td>38</td><td>39</td><td>40</td><td>41</td><td>42</td><td>43</td></tr></table> <p>One more is <input type="text"/> .</p> <p>One less is <input type="text"/> .</p> <p>★ VF</p>	37	38	39	40	41	42	43
28	29	30	31	32	33	34									
37	38	39	40	41	42	43									

Maths- Day 3 activity

▼ Warm up

- a) $4 + 7 = \dots\dots$ b) $11 + 8 = \dots\dots$ c) $12 + 2 = \dots\dots$ d) $10 + 7 = \dots\dots$
e) $9 + 5 = \dots\dots$ f) $12 + 6 = \dots\dots$ g) $14 + 3 = \dots\dots$ h) $15 + 4 = \dots\dots$





▼ Learn about

It is useful to know your number bonds to 20.
Fill in the gaps so each number sentence totals 20.

- a) $12 + \dots\dots = 20$ b) $4 + \dots\dots = 20$ c) $17 + \dots\dots = 20$ d) $\dots\dots + 13 = 20$
e) $\dots\dots + 5 = 20$ f) $\dots\dots + 18 = 20$

▼ Now try these

1. In each group, circle the two numbers that total 20.

a)  b)  c)  d) 

2. Jake had saved £9 and for his birthday he was given £11. How much money did Jake now have? £

3. Balloons were tied all around the house to celebrate Jake's birthday. There were 7 outside, 6 in the living room and 7 in the kitchen. How many balloons were there altogether?

Phonics- Day 4 activity

hom	—	nid
neck	—	gap
fan	—	in
fuss	—	bab
dig	—	can
tip	—	duss