

William Murdoch Primary School


Home Learning Resource Week 6

Year 1

Weekly Maths Tasks

Day 1:

Take your child on a shape hunt around their house and garden. Look at the different shapes of the windows, doors, and houses.



Can they name them? Are they 2D or 3D shapes?

Ask them to create a picture of their house or street.

Day 2:

Your child is to complete the position direction and movement activity on My Maths.

<https://www.Mymaths.co.uk>

Day 3:

Your child will need to match the coins to the correct word. (Resource 6).

Day 4:

Your child will need to use their knowledge of capacity and order the containers from empty to full. (Resource 7).

Day 5:

Your child is to complete the sequencing events activity on My Maths.

<https://www.Mymaths.co.uk>

Weekly Reading Task

Day 1: Your child should look at the image from Pobble 365. They should think about what is in the image and what is happening. They should think of some questions to ask about this image.

<https://www.pobble365.com/an-unexpected-adventure/>

Day 2:

Read the story of The Gingerbread Man and find a recipe on how to make a gingerbread man. Eg: Using a cookbook or the internet.

<https://www.topmarks.co.uk/stories/GingerbreadMan.aspx>

Day 3:

Read the story of The Gingerbread Man again. Think about the repetitive phrase that the gingerbread man says and write it your home learning book. Think about how you could change the repetitive phrase and write it in your home learning book.

<https://www.topmarks.co.uk/stories/GingerbreadMan.aspx>

Day 4:

Read the story of The Gingerbread Man again. They should answer the following questions in their home learning book:

1. Why did the gingerbread man run away?
2. What do you think of the sly fox?
3. What would you do if you made a gingerbread man and it ran away? Explain your answer.
4. How would you stop your gingerbread man from running away? Explain your answer.

Day 5:

Read the Little Boy Blue poem and write down the rhyming words. Draw a picture of each rhyming word and describe where the rhyming words are in the poem. (Resource 4).

Weekly Phonics/Spellings Task	Weekly Writing Task																
<p><u>Day 1:</u> Read these common exception words and see if you can say them in a sentence:</p> <table border="0"> <tr> <td>friend</td> <td>school</td> </tr> <tr> <td>house</td> <td>our</td> </tr> <tr> <td>once</td> <td>today</td> </tr> <tr> <td>where</td> <td>love</td> </tr> </table> <p><u>Day 2:</u> These are this week's spellings, read and write these words:</p> <table border="0"> <tr> <td>friend</td> <td>school</td> </tr> <tr> <td>house</td> <td>our</td> </tr> <tr> <td>once</td> <td>today</td> </tr> <tr> <td>where</td> <td>love</td> </tr> </table> <p><u>Day 3:</u> Play Buried Treasure on phonics - your child must identify the real words and the alien words and put them into the correct places. https://www.phonicsplay.co.uk/BuriedTreasure2.html</p> <p><u>Day 4:</u> Read the list of alien and real words. Underline the special friends and Fred talk them. (Resource 5).</p> <p><u>Day 5:</u> Practise reading the list of alien words. Use the real words to think a sensible sentence and use the alien words to think of a silly sentence. As you write the sentence down sound out the real and alien words and underline them. (Resource 5).</p>	friend	school	house	our	once	today	where	love	friend	school	house	our	once	today	where	love	<p><u>Day 1:</u> Look at the picture and think about what it is and what your weekly writing task will be about. Write down some questions in your home learning book about the picture. (Resource 1)</p> <p><u>Day 2:</u> Write a list of all the different ingredients you would need to make a gingerbread man in your home learning book. Think about what you could use to find out about the ingredients eg: Using a cookbook or the internet.</p> <p><u>Day 3:</u> Your child should write a set of clear instructions on how to make a gingerbread man. They should write in their home learning book. Think about what you could use to find out the method eg: Using a cookbook or the internet. Their instructions must include time connectives listed below.</p> <p>First After Next Then After that Finally</p> <p>Eg: First, wash your hands with soap.</p> <p><u>Day 4:</u> The little old lady and the little old man cannot find their gingerbread man. Create a missing poster for the gingerbread man. Your child should think about the character and write a character description of both his personality and appearance. (Resource 2).</p> <p><u>Day 5:</u> Act out the story of The Gingerbread Man using the masks. (Resource 3).</p>
friend	school																
house	our																
once	today																
where	love																
friend	school																
house	our																
once	today																
where	love																

Learning Project- to be completed throughout the week: Healthy eating

The project this week aims to provide opportunities for your child to learn more about Your child should use their prior knowledge of our previous topic: Healthy Eating. In this learning project, they will have to discover foods that create a balanced diet to create a healthy lunchbox and make a healthy sandwich.

Balanced diet: Show your child this video about how to have a balanced diet.

<https://www.bbc.co.uk/bitesize/topics/zv4cwmn/resources/1>

Play the games about healthy eating.

http://resources.hwb.wales.gov.uk/VTC/healthy_eating/eng/Introduction/default.htm

What do we have today? Look in the kitchen to see if you can create an A-Z list of foods.

Healthy lunchbox

Play this game and make a healthy lunchbox?

<http://archive.foodafactoflife.org.uk/Activity.aspx?siteId=14§ionId=61&contentId=56>

Cooking

Design and make a healthy sandwich with support from an adult.

Write a recipe for this healthy sandwich.- Make sure the instructions are clear.

Additional learning resources parents may wish to use:

Twinkl - <https://www.twinkl.co.uk/>

To access these resources click on the link and sign up using your own email address and creating your own password. Use the offer code UKTWINKLHELPS.

Top Marks- <https://www.topmarks.co.uk/>

This is a great website that is free to use and has a range of games for different subject areas.

Learning games for kids- <https://www.learninggamesforkids.com/>

There is a range of games for different subjects. Some games are particularly good for children to learn to type on a computer keyboard. This is also helpful for the children to recognise the capital letters.

Phonics games- <https://www.phonicsplay.co.uk/PicnicOnPluto.html>

There is a range of games available for different sounds.

Bitesize Daily Lessons- <https://www.bbc.co.uk/iplayer/episodes/p0893dfg/bitesize-57-year-olds>

A range of lessons appropriate for Year 1 children.

Learning games for Children- <https://www.learninggamesforkids.com/>

A wide range of games that will help the children to recap their learning or develop skills.

White Rose- <https://whiterosemaths.com/homelearning/year-1/>

White Rose is a great Maths resource that helps children develop their understanding in a concept and challenging them to look deeper into a question and practise their reasoning skills.

Poetry by heart- <https://www.poetrybyheart.org.uk/>

A variety of poems that the children can explore and look deeper into.

Physical Education-

<https://www.youtube.com/playlist?list=PLyCLOPd4VxBvPHOpzoEk5onAEbg40g2-k>

Joe Wicks has lots of videos for your children to exercise to. He is also doing live workouts at 9 am every morning.

<https://www.bbc.co.uk/teach/super movers/ks1-collection/zbr4scw>

BBC Super Movers has a range of songs to movements that focus on different subjects that will help to reinforce key vocabulary in a few ways.

Additional Year 1 phonics support can be found here:

<https://home.oxfordowl.co.uk/reading/learn-to-read-phonics/>

<https://www.ruthmiskin.com/en/> - live phonics.

Set 1 sounds: 9:30 am and 12:30 pm

Set 2 sounds: 10:00 am and 1:00 pm

Set 3 sounds: 10:30 am and 1:30 pm

Resources for the activities:

Resource 1




Resource 2



Resource 3

The Gingerbread Man Story Masks




Gingerbread Man

The Gingerbread Man Story Masks




cat

The Gingerbread Man Story Masks




woman

The Gingerbread Man Story Masks



pig

The Gingerbread Man Story Masks




COW

The Gingerbread Man Story Masks



horse

The Gingerbread Man Story Masks



fox

Resource 4

Little Boy Blue

Little Boy Blue, come blow your horn,
The sheep's in the meadow, the cow's in the corn.
Where is that boy who looks after the sheep?
He's under a haystack, fast asleep.
Will you wake him? Oh no, not I,
For if I do, he'll surely cry.



Resource 5

herks 🐛	mixer
splake 🐛	graze
chife 🐛	midnight
trawp 🐛	straw
throyd 🐛	oyster
morkad 🐛	torch
baim 🐛	rain

Resource 6

Recognising coins

Match the coin to the correct word.



20 pence



2 pounds



1 pence



5 pence



1 pound



50 pence



2 pence




10 pence

Resource 7

Capacity

Put these in order, from empty to full.



Empty

Full

