



William Murdoch Primary School

Home Learning Resource Week 13

Year 2: 06.07.20

Daily Maths Lessons

Day 1: MONDAY

Unit Fractions

Power Maths Lesson 1: <https://youtu.be/4mylKc-RcGI>

Independent work on Pages 70 & 71 of 'Power Maths Week 5 Lessons' pdf

Day 2: TUESDAY

Understanding non-unit Fractions

Power Maths Lesson 2: https://youtu.be/f_3ZyBRKs6o

Independent work on Pages 74 & 75 of 'Power Maths Week 5 Lessons' pdf

Day 3: WEDNESDAY

Finding a Half

Power Maths Lesson 3: <https://youtu.be/3FQ3CJjaMHI>

Independent work on Pages 78 & 79 of 'Power Maths Week 5 Lessons' pdf

Day 4: THURSDAY

Finding a Quarter

Power Maths Lesson 4: <https://youtu.be/IYQEEpN4DMY>

Independent work on Pages 82 & 83 of 'Power Maths Week 5 Lessons' pdf

Day 5: FRIDAY

Complete **Multiplying** on **Pages 11, 12 and 13** in your CGP Maths Workout books. Please do not complete any more work in the CGP book!

Mark last week's Diagnostic Questions test and then answer the new set of questions for this week in your exercise books. Answers will be shared next week for you to self-assess.

Daily English/Writing/GPS Lessons

Day 1: MONDAY

Past Tense

English Lesson 1: <https://youtu.be/cySFEEICPqo>

Day 2: TUESDAY

Present Tense

English Lesson 2: <https://youtu.be/VhlOekCkBlo>

Day 3: WEDNESDAY

Poetry Comprehension

English Lesson 3: <https://youtu.be/1O4LsiLHJSs>

Day 4: THURSDAY

Thank You Teacher Poem

English Lesson 4: <https://youtu.be/NtJHQgzavTE>

Day 5: FRIDAY

Complete **Using 'when', 'if', 'that' and 'because'** on **Page 12**. Also, complete **Using 'and', 'or' and 'but'** on **Page 13** in the Grammar CGP book. Please do not complete any more work in the CGP book!

Daily Reading Tasks

<p>Day 1</p> <p>Let your child select a book from https://www.oxfordowl.co.uk/for-home/find-a-book/library-page/</p> <p>If you've not done so already, register for free. You'll need to do it before you can use it. Get your child to read the book and check to see your child has understood what the text is about. Identify words they are not sure of and explain what they mean. Your child should write a summary of the story/book.</p>	<p>Day 2</p> <p>Using the 'KS1 English Comprehension – Targeted Question Book' booklet, your child should read the extract on The Selfish Giant on Page 30 and answer questions on Page 31.</p>	<p>Day 3</p> <p>Read the First News newspaper. Link can be found in the 'Additional learning resources parents may wish to use' section. Allow your children to browse through the newspaper and see if there are any articles they would like to read. Your child may need help reading some of the text.</p>	<p>Day 4</p> <p>Read the First News article 'Stop Plastic Pollution'. They may find the text challenging and so you may need to help them with some words. Answer the First News article questions. Again, you may need to help your child at structuring the answers</p>	<p>Day 5</p> <p>Using the 'KS1 English SAT Buster 10 Minute Tests for Reading' booklet, get your child to read the extract 'The Lady of Stavoren' on Page 43 and then answer the questions on Pages 44 & 45.</p>
---	--	---	---	---

Weekly Spellings

<p>Day 1</p> <p>Read through the weekly spellings list. Children should practise spelling these in the usual format: read, write, cover and check. They should try to spell them independently by the end of this task.</p>	<p>Day 2</p> <p>Using the weekly spelling list, children to select six words and place them into a sentence. E.g. Can you get the butter from the <u>fridge</u> please? Remember to use capital letters and full stops. Revise weekly spelling list.</p>	<p>Day 3</p> <p>Discuss with your child any unusual spelling patterns. They are to make a poster of 5 words they find tricky to spell. Put the tricky part of the word in a different colour. Put it up on display in their bedroom.</p>	<p>Day 4</p> <p>Read through the weekly spellings list again. Children should practise their spellings using the read, write, cover and check.</p>	<p>Day 5</p> <p>Revise weekly spelling list. Test your child on the weekly spelling list to see if they have learnt their spellings.</p>
--	---	---	---	---

Weekly Science Tasks




Throughout the week you will need to complete the following: **What Seeds Need** on **Pages 18 and 19** and **Your Vegetable Patch** on **Pages 20 and 21** in your CGP Science book.

Weekly Art Tasks

Revise your Christian and Medieval knowledge organiser. Learn some of the useful facts and key vocabulary. Then use it to help you complete the Christian & Medieval Art Quiz 3.

Further Learning Opportunities

The project this week aims to provide opportunities for your child to learn more about music. Learning may focus on listening to and performing music and exploring a range of music genres and instruments. Your child will need to complete the activities to support their learning.

- Traditional music around the world** - There are lots of different types of music. Types of music are called genres (you say it 'jon-rahs'). How many genres of music do you know? Different genres of music include classical, pop, RnB, rap and folk music. Different music has its roots, or is more popular, in different places around the world. Ask your child to find about music from their own heritage. E.g. The sitar is an instrument traditionally used in Indian music as well as in some other nearby countries. Bhangra is a popular style of music in India. It is very lively and good to dance to. Bhangra has become popular across the world.
 

- Instruments together**- Listen to the programme 'Instruments Together' by using the link below.
<https://www.bbc.co.uk/teach/school-radio/music-ks1-instruments-together-5-all-instruments/z447qp3>
 Get your child to design a poster for a concert – who will be performing? What instruments will be played?
- Making Music**- Task your child with making a variety of shakers. Using empty bottles from the recycling, fill them with different dry foods/things from the garden. Get your child to explore how can they make the shakers sound different? Write a set of instructions for making your own musical shakers. Don't forget to include imperative verbs (bossy words) and time conjunctions (first, next, then, after).
<https://www.activityvillage.co.uk/homemade-instruments-shaker>
- Can you make your own musical instrument? You might want to make a drum, a guitar or something else of your own choice. Here are some resources you may want to use:-
 kitchen roll, elastic bands of different thicknesses, plastic or paper cups, boxes of different size, lentils or other dried beans, tissue paper, scissors, glue and sellotape.
 Draw a picture of your creation. Can you explain to a family member how you made your musical instrument?
 
- After this, ask your child to design a new instrument. This could be an instrument that belongs to the woodwind or brass family. They can draw and label their design and then make it using materials from the recycling. Does it work? Ask your child to record 3 ways they could improve their design.
- Let's use our bodies to make sounds**- Can your child use different parts of their body to make music e.g. clicking fingers, stamping feet? Explore the following activities below:

What noises can you make with your fingers or hands?

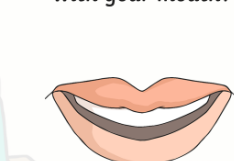


Can you...?

Clap! Snap! Click! Tap



What noises can you make with your mouth?



What sounds can you make with your feet?



Can you...?

Pop! Shhhhhhh! Hum



Can you...?

Stomp! Stamp! Tap!




Can you think of any other sounds you can make with different parts of your body?



- **The Four Seasons**- Vivaldi wrote The Four Seasons during the early Classical period. Divide a piece of paper into 4 and ask your child to draw a different season in each box (whilst they listen to the music, using the link below). Discuss how each movement sounds different e.g. Spring is energetic and has a fast tempo.

<https://www.bbc.co.uk/teach/bring-the-noise/thunder-jam-weather/zk6pxyc>



- **What can I Hear?** - Ask your child to visit different places in the home and garden. Get them to list all the different sounds that they can hear e.g. the humming of the fridge. Which room is the noisiest? Encourage them to use words such as **volume**, **tempo**, **pitch** and **beat**. (See below for the meaning of the words in bold).

volume- means how loud or quiet the music is

tempo- means how **fast** or **slow** the music is.

pitch- means how **high** or **low** a sound is.

beat- means the speed at which a piece of music is played.

After this, ask your child to record the sounds and play them to the family. Can the family guess where the sound is coming from? Alternatively, your child can replicate the sound and the family could guess this way instead.

- **Start singing**- Get your child to learn to use the voice expressively and creatively by singing songs and using chants and rhymes by exploring the website below.
<https://www.bbc.co.uk/bitesize/articles/z4fgrj6>
- **Reading**- read along to the story 'Every Bunny Dance' by Ellie Sandall.
<https://www.youtube.com/watch?v=j3SPLd8hCpA> After reading the story, ask your child to list all the instruments and dances that appeared in the book.

Additional Learning Resources

The BBC is providing additional educational programmes. There are videos, quizzes, podcasts and articles that appear on BBC Bitesize daily via the BBC iPlayer, red button, BBC Four and BBC Sounds. New Maths and English lessons are also available every day for all ages.

Year 2 BBC Bitesize website: <https://www.bbc.co.uk/bitesize/tags/z7s22sg/year-2-and-p3-lessons>

Also check out:

Storytime with Mr Panichi: Mr Panichi has been doing daily readings of a book during this time so that your child can see a familiar face and tune into a good book. He has been reading 'The Wild Robot' by Peter Brown - a good page turner that leaves you wanting to hear/read more. The book focuses on a robot called Roz who is washed up on a deserted island. She has to figure out her purpose in life. The only other inhabitants on the island are the animals that live there and they are initially petrified of Roz. They soon however, come to change their minds towards her as she becomes a wonderful mother and friend through an unfortunate event. The book is primarily aimed at Key Stage 2 pupils but can be enjoyed by others. Videos can be found at:

<https://www.williammurdoch.bham.sch.uk/covid-19/story-time-with-mr-panichi> Let's carry on reading!

Joe Wicks: <https://www.youtube.com/playlist?list=PLyCLOPd4VxBvQafyve889qVcPxYEjdSTI>

PE Lessons - daily at 9.00am (catch up on YouTube if you miss the slot).

David Walliams: <https://www.worldofdavidwalliams.com/elevenses/>

Free story time daily at 11.00am.

Twinkl - <https://www.twinkl.co.uk/>

To access these resources click on the link and sign up using your own email address and creating your own password. Use the offer code UKTWINKLHELPS.

Top Marks- <https://www.topmarks.co.uk/>

This is a great website that is free to use and has a range of games for the different subject areas.

ICT games- <http://www.ictgames.com/>

A free website that offers a range of Maths and English games aimed at children between 5 and 8 years old.

Learning games for kids- <https://www.learninggamesforkids.com/>

There are a range of games for different subjects. There are games that are particularly good for children to learn to type on a computer keyboard. This is also helpful for the children to recognise the capital letters.

First News: https://schools.firstnews.co.uk/wp-content/uploads/sites/3/resources/FIRSTNEWS_733.pdf