



William Murdoch Primary School Home Learning Resource Week 14

Year 2: 13.07.20

Class Swap Videos

Your new teachers for the next academic year have recorded class swap videos to help you get ready to come back to school in September. Please click on the link for your class and watch your new teacher telling you everything you need to know about Year 3!

Y2.1: <https://youtu.be/OkuVhpVbRrU>

Y2.2: <https://youtu.be/iohoEIY5k84>

Y2.3: <https://youtu.be/VIErhBNR9rs>

Daily Maths Tasks

Day 1: MONDAY

Recognising 2D and 3D shapes

Power Maths Lesson 1:

<https://youtu.be/f1Qi6RIpgg4>

Independent work on Pages 86 & 87 of 'Power Maths Week 6 Lessons' pdf

Day 2: TUESDAY

Counting Faces on 3D Shapes

Power Maths Lesson 2:

<https://youtu.be/IKKwGOIqn38>

Independent work on Pages 90 & 91 of 'Power Maths Week 6 Lessons' pdf

Day 3: WEDNESDAY

Sorting 2D Shapes

Power Maths Lesson 3:

<https://youtu.be/dND9J8VeK4Y>

Independent work on Pages 94 & 95 of 'Power Maths Week 6 Lessons' pdf

Day 4: THURSDAY

Making Patterns with 2D Shapes

Power Maths Lesson 4:

<https://youtu.be/HHQ8celvjEc>

Independent work on Pages 98 & 99 of 'Power Maths Week 6 Lessons' pdf

Power Maths Lesson 4 Answers:

https://youtu.be/_TlqQ7XSW94

Daily English/Writing/GPS Tasks

Day 1: MONDAY

Conjunctions

English Lesson 1: <https://youtu.be/-guH-xWiKIU>

Day 2: TUESDAY

Apostrophe for Possession

English Lesson 2: <https://youtu.be/J1oMsQpf29E>

Day 3: WEDNESDAY

Comprehension on the book: Window

English Lesson 3: <https://youtu.be/skHPKBJE2YI>

Day 4: THURSDAY

Writing a Narrative based on Window

English Lesson 4: <https://youtu.be/klUzQkkLDNY>

Day 5: FRIDAY

Complete **Planets** on **Pages 14-17** in the **Grammar CGP book**. Also, complete **Capital Letters** on **Pages 18-19**. Please do not complete any more work in the CGP book!

<p>Day 5: FRIDAY</p> <p>Complete Dividing on Pages 14, 15 and 16 in your CGP Maths Workout books. Please <u>do not</u> complete any more work in the CGP book!</p> <p>Mark last week's Diagnostic Questions test and then answer the new set of questions for this week in your exercise books. Answers are at the end of the questions.</p>	
--	--

Daily Reading Tasks

<p>Day 1</p> <p>Let your child select a book from https://www.oxfordowl.co.uk/for-home/find-a-book/library-page/</p> <p>If you've not done so already, register for free. You'll need to do it before you can use it. Get your child to read the book and check to see your child has understood what the text is about. Identify words they are not sure of and explain what they mean. Your child should write a summary of the story/book.</p>	<p>Day 2</p> <p>Using the 'KS1 English Comprehension – Targeted Question Book' booklet, your child should read the extract on 'The Monkeys and the Crocodile' on page 32 and answer questions on page 33.</p>	<p>Day 3</p> <p>Read the First News newspaper. Link can be found in the 'Additional learning resources parents may wish to use' section. Allow your children to browse through the newspaper and see if there are any articles they would like to read. Your child may need help reading some of the text.</p>	<p>Day 4</p> <p>Read the First News article 'Gemstone Jackpot'. They may find the text challenging and so you may need to help them with some words. Answer the First News article questions. Again, you may need to help your child at structuring the answers</p>	<p>Day 5</p> <p>Using the 'KS1 English SAT Buster 10 Minute Tests for Reading' booklet, get your child to read the extract 'April Fool' on page 46 and then answer the questions on pages 47 & 48.</p>
---	--	---	---	---








Weekly Spellings

<p>Day 1</p> <p>Read through the weekly spellings list. Children should practise spelling these in the usual format: read, write, cover and check. They should try to spell them independently by the end of this task.</p>	<p>Day 2</p> <p>Using the weekly spelling list, children to select six words and place them into a sentence. E.g. I am going to <u>continue</u> doing my homework. Remember to use capital letters and full stops. Revise weekly spelling list.</p>	<p>Day 3</p> <p>Discuss with your child any unusual spelling patterns. They are to make a poster of 5 words they find tricky to spell. Put the tricky part of the word in a different colour. Put it up on display in their bedroom.</p>	<p>Day 4</p> <p>Read through the weekly spellings list again. Children should practise their spellings using the read, write, cover and check.</p>	<p>Day 5</p> <p>Revise weekly spelling list. Test your child on the weekly spelling list to see if they have learnt their spellings.</p>
--	--	---	---	---

Weekly Science Tasks	Weekly History Tasks
<p>Throughout the week you will need to complete the following: Life Cycles on Pages 22 and 23 and A Balanced Diet on Pages 26 and 27 in your CGP Science book.</p>	<p>Revise your Anglo-Saxons and Vikings knowledge organiser. Learn some of the useful facts and key vocabulary. Then use it to help you complete the Anglo-Saxons & Viking KO Quiz 3.</p>
Further Learning Opportunities	
<p>This week's learning project focuses on supporting your child with transitioning to their new class. It will give them the opportunity to reflect on their time in their current class, discuss their favourite memories and achievements whilst also considering their hopes and dreams for the next academic year.</p>	
<p>Monday – Memories: Over the last year, your child will have created many school memories that they will cherish forever. Capture these memories in a fun way by asking your child to create a 'Memory Jar'. Using coloured paper ask your child to draw or write down their favourite memories. They can use different colours to show different categories of memory e.g. blue for friendship, yellow for teachers, red for favourite lessons, green for school trips. Use a jam jar or a plastic bottle to collect their memories; they could even personalise their jar with decoration.</p>	
<p>Tuesday – Achievements: Your child has achieved so much over the course of the year and now it is time to reflect on what makes them proud. Ask your child to think about their proudest academic achievements and their proudest achievements outside of the classroom too. After discussing your child's accomplishments, ask them to choose one. Work together to design and create an achievement medal. Do this by cutting a piece of cardboard into a circle or star shape, painting it gold or sticking shiny paper to it. Write the number one on the medal and add string or ribbon. Why not have a ceremony and present the medal to your child?</p>	
<p>Don't have some cardboard, you can download a paper template of a medal by following the link: https://www.twinkl.co.uk/resource/t-t-3016-design-a-medal</p>	
<p>Wednesday – Saying Farewell: Ending the academic year is a time for your child to say farewell to current teachers and sometimes to classmates too. Talk to your child about the friendships they have made this year. Who is important to them and why? What are they going to miss most about their teacher/teachers? Support your child to draw around their hand on paper and then carefully cut it out. On the template, ask your child to draw or write a goodbye message to a friend or teacher. On each finger, they could write the qualities that this special person has displayed over the year e.g. kindness, being helpful, etc.</p>	
<p>Thursday – Individual Qualities: Ask your child to think about what makes them special. What makes them different to other people? You could ask other family members to contribute to this too and record a list of your child's individual qualities together. Following this, ask your child to record their individual qualities on a person template. Click the link to download a template: http://clipart-library.com/clipart/8ixrE5LxT.htm . They may wish to do this by creating a collage using cut out pictures from magazines that represent their individual qualities. Alternatively, they could draw pictures to represent their qualities onto the template. Talk about the importance of being unique together.</p>	
<p>Friday – Goal Setting: Read or listen to the story 'Giraffes Can't Dance' by using the link https://safeyoutube.net/w/tUGG. Talk about how Gerald the giraffe showed determination when trying to achieve his goals. Ask your child what they would like to achieve next year, e.g. 'to improve my handwriting', 'count in tens' or 'show more kindness to others'. After this, ask your child to choose 5 things from the list which they would like to achieve during their next school year. Work together to create a vision board. This can be done by cutting out pictures that represent the goals, pasting onto card and decorating. They could add personal</p>	

qualities to their vision board too.

Below/next page are some ideas of how your child could set out their work.

MEMORIES	ACHIEVEMENTS	
 		
SAYING FAREWELL	INDIVIDUAL QUALITIES	GOAL SETTING
		 

Additional Learning Resources

The BBC is providing additional educational programmes. There are videos, quizzes, podcasts and articles that appear on BBC Bitesize daily via the BBC iPlayer, red button, BBC Four and BBC Sounds. New Maths and English lessons are also available every day for all ages.

Year 2 BBC Bitesize website: <https://www.bbc.co.uk/bitesize/tags/z7s22sg/year-2-and-p3-lessons>

Also check out:

Storytime with Mr Panichi: Mr Panichi has been doing daily readings of a book during this time so that your child can see a familiar face and tune into a good book. He has been reading 'The Wild Robot' by Peter Brown - a good page turner that leaves you wanting to hear/read more. The book focuses on a robot called Roz who is washed up on a deserted island. She has to figure out her purpose in life. The only other inhabitants on the island are the animals that live there and they are initially petrified of Roz. They soon however, come to change their minds

towards her as she becomes a wonderful mother and friend through an unfortunate event. The book is primarily aimed at Key Stage 2 pupils but can be enjoyed by others. Videos can be found at:
<https://www.williammurdoch.bham.sch.uk/covid-19/story-time-with-mr-panichi> Let's carry on reading!

Joe Wicks: <https://www.youtube.com/playlist?list=PLyCLOPd4VxBvQafyve889qVcPxYEjdSTI>
PE Lessons - daily at 9.00am (catch up on YouTube if you miss the slot).

David Walliams: <https://www.worldofdavidwalliams.com/elevenses/>
Free story time daily at 11.00am.

Twinkl - <https://www.twinkl.co.uk/>

To access these resources click on the link and sign up using your own email address and creating your own password. Use the offer code UKTWINKLHELPS.

Top Marks- <https://www.topmarks.co.uk/>

This is a great website that is free to use and has a range of games for the different subject areas.

ICT games- <http://www.ictgames.com/>

A free website that offers a range of Maths and English games aimed at children between 5 and 8 years old.

Learning games for kids- <https://www.learninggamesforkids.com/>

There are a range of games for different subjects. There are games that are particularly good for children to learn to type on a computer keyboard. This is also helpful for the children to recognise the capital letters.

First News: https://schools.firstnews.co.uk/wp-content/uploads/sites/3/2020/07/FIRSTNEWS_734-1.pdf